

ylc
metal

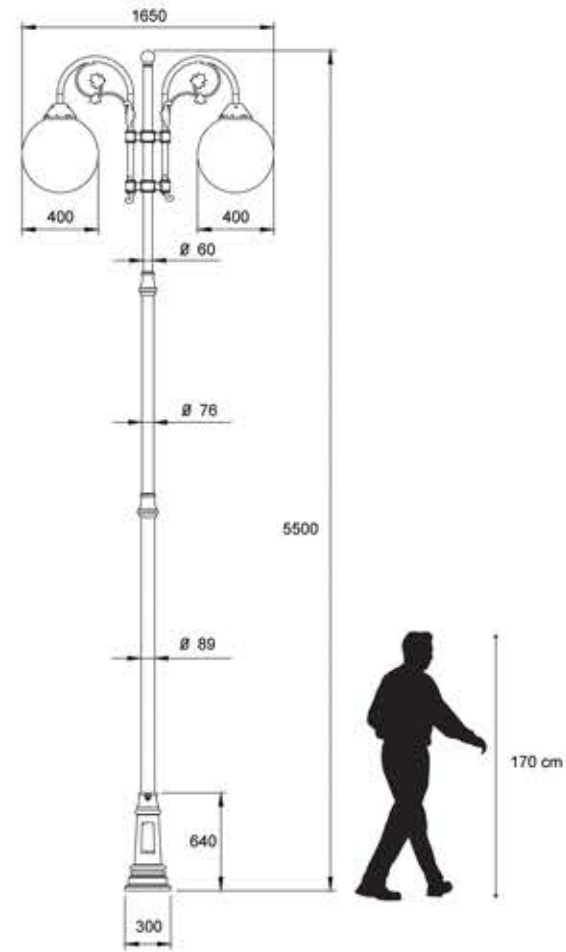
Organize Sanayi Bölgesi 18. Cad. No.24 KAYSERİ / TÜRKİYE
Tel. +90 352 502 87 87
Faks. +90 352 502 87 88
www.ylcmetal.com.tr / info@ylcmetal.com.tr

ylc.com.tr

Street Lighting
Equipments



ylc
metal

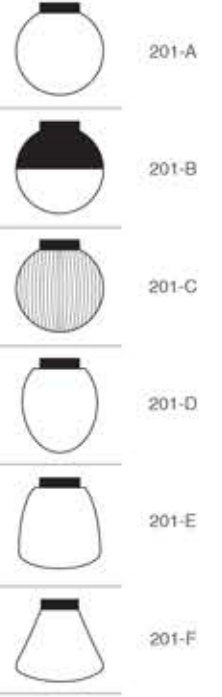


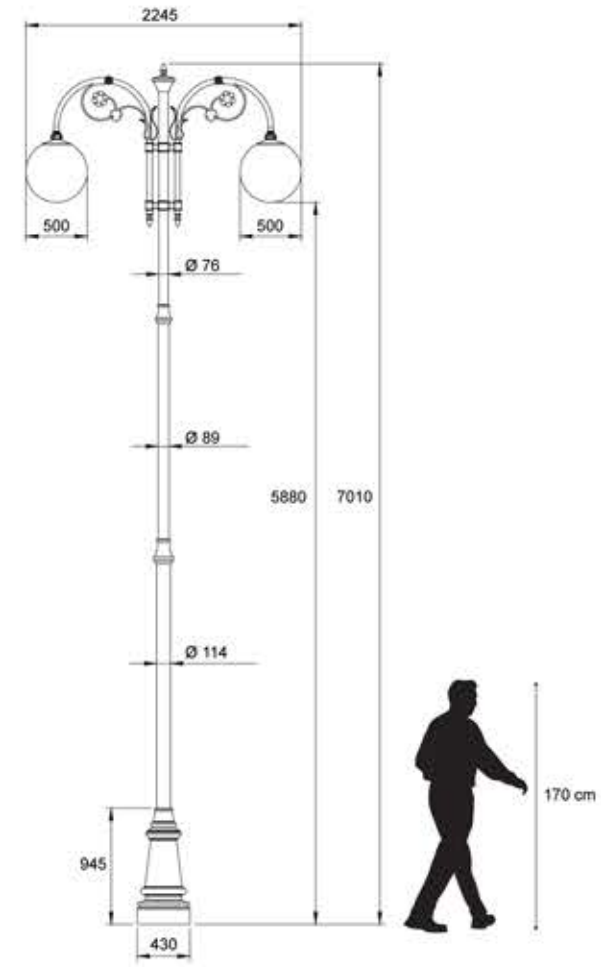
ÖZELLİKLERİ

Armatür	Ø 400 mm / PMMA / PC
Gövde	3 Kademeli, Çelik Borular
Boya	Electrostatik Toz boya
Koruma	IP 65

SPECIFICATIONS

Luminaire	Ø 400 mm / PMMA / PC
Main Body	3 Echelons, Steel Poles
Coating	Electrostatic Powder Coating
Protection	IP 65



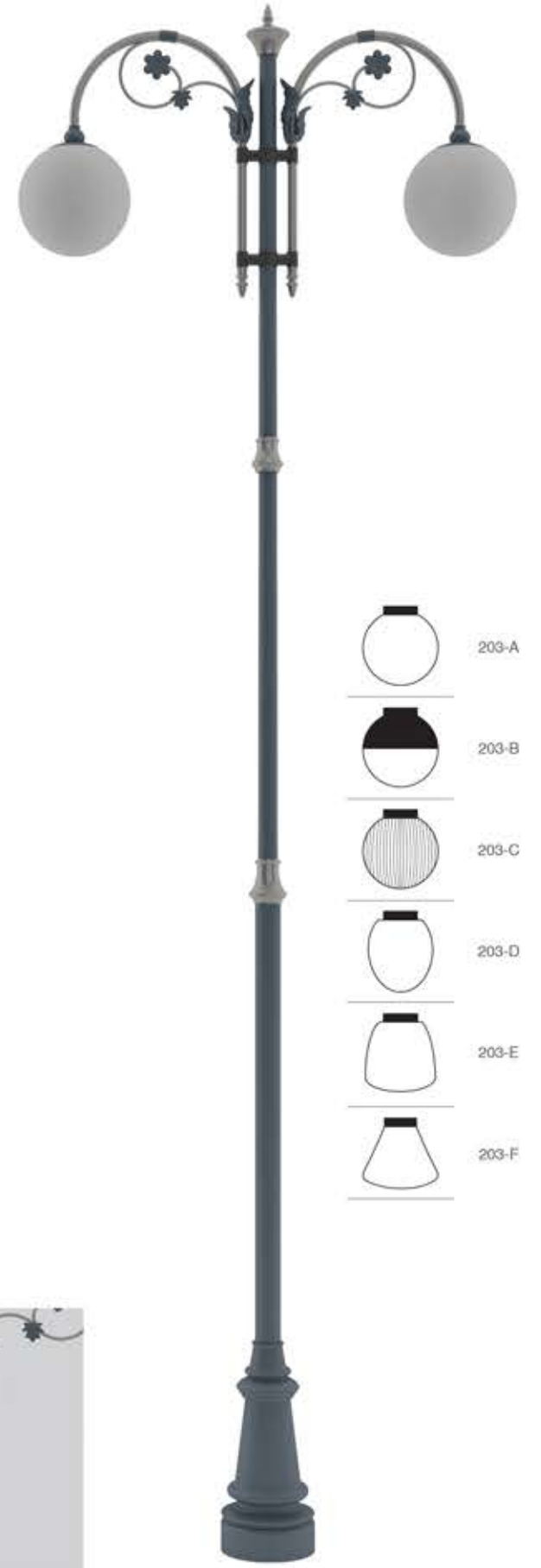


ÖZELLİKLERİ

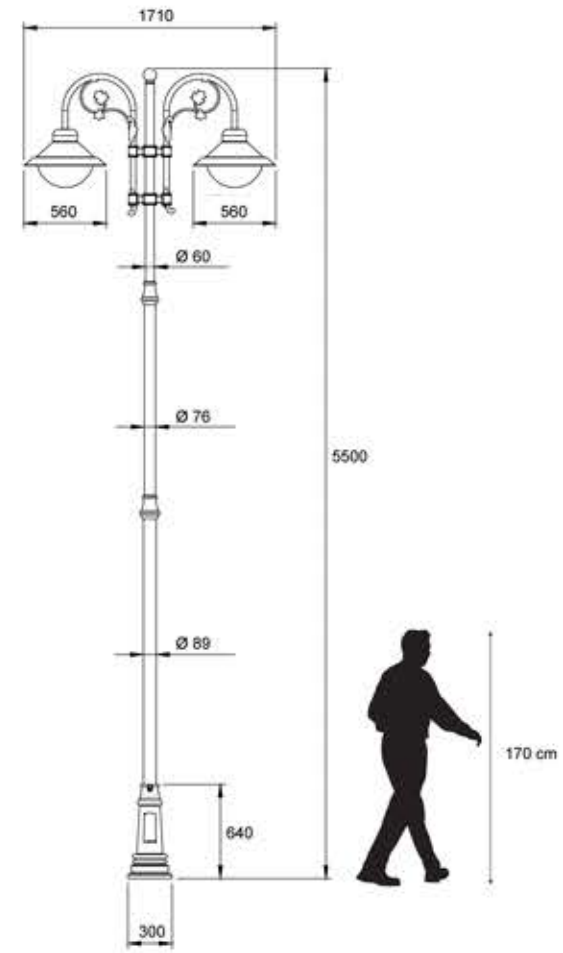
Armatür	Ø 500 mm / PMMA / PC
Gövde	3 Kademeli, Çelik Borular
Boya	Elektrostatik Toz Boya
Koruma	IP 65

SPECIFICATIONS

Luminaire	Ø 500 mm / PMMA / PC
Main Body	3 Echelons, Steel Poles
Coating	Electrostatic Powder Coating
Protection	IP 65



- 203-A
- 203-B
- 203-C
- 203-D
- 203-E
- 203-F

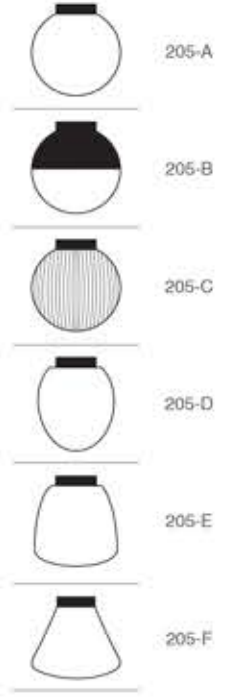
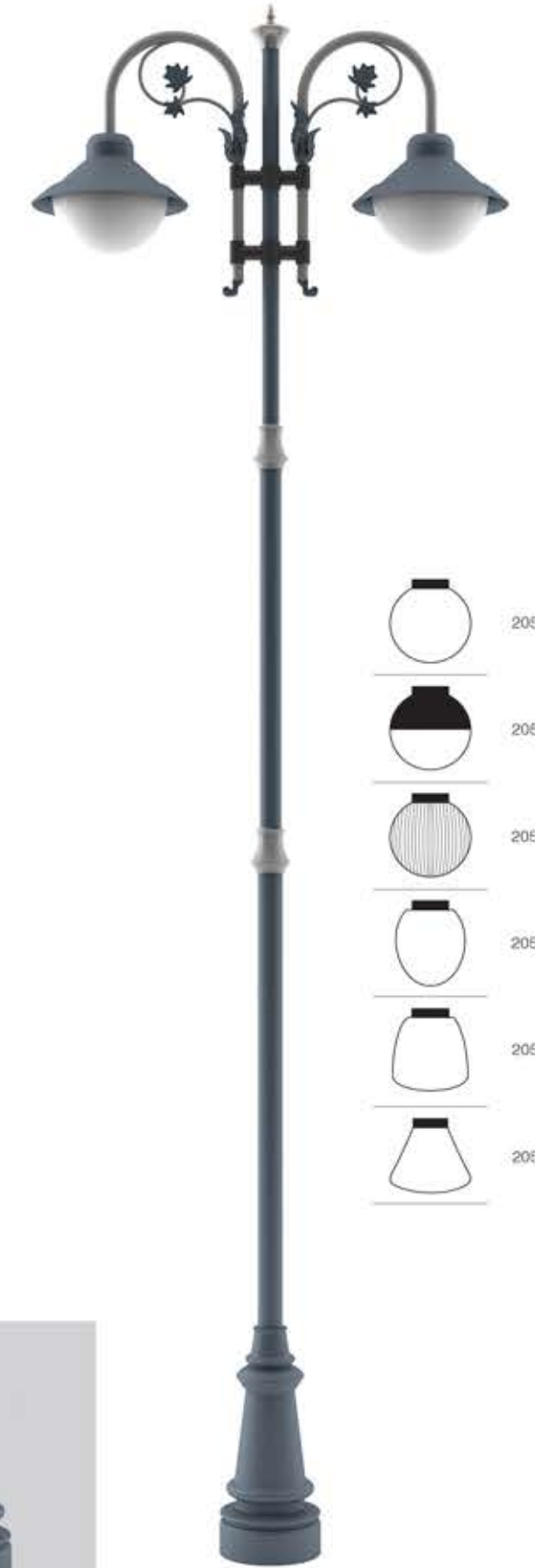


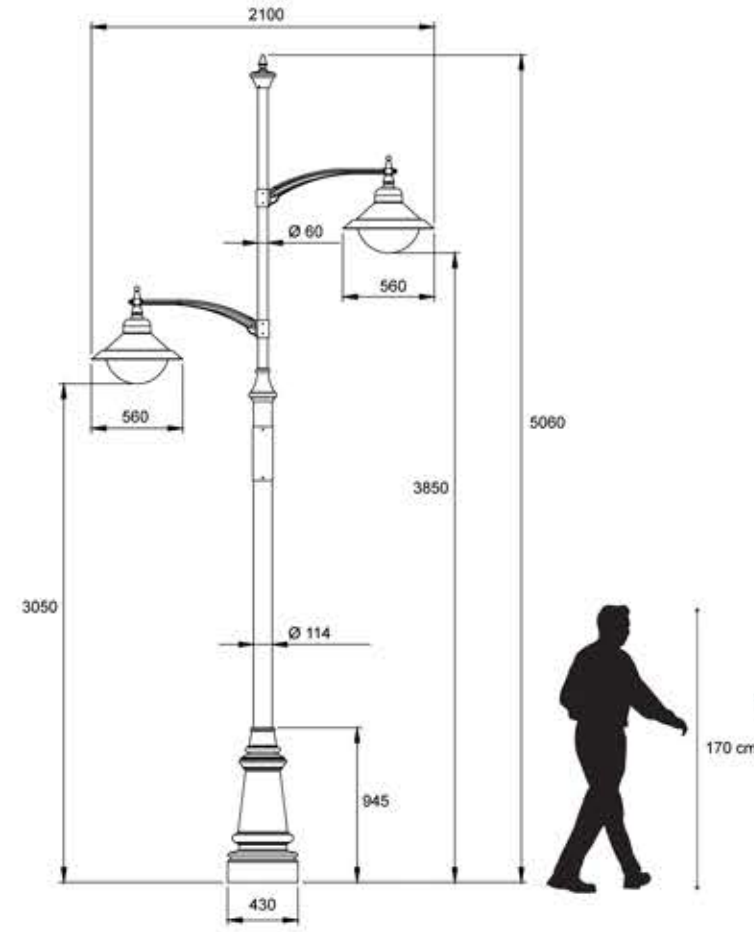
ÖZELLİKLERİ

Armatür	PMMA / PC
Gövde	3 Kademeli, Çelik Borular
Boya	Electrostatik Toz Boya
Koruma	IP 65

SPECIFICATIONS

Luminaire	PMMA / PC
Main Body	3 Echelons, Steel Poles
Coating	Electrostatic Powder Coating
Protection	IP 65



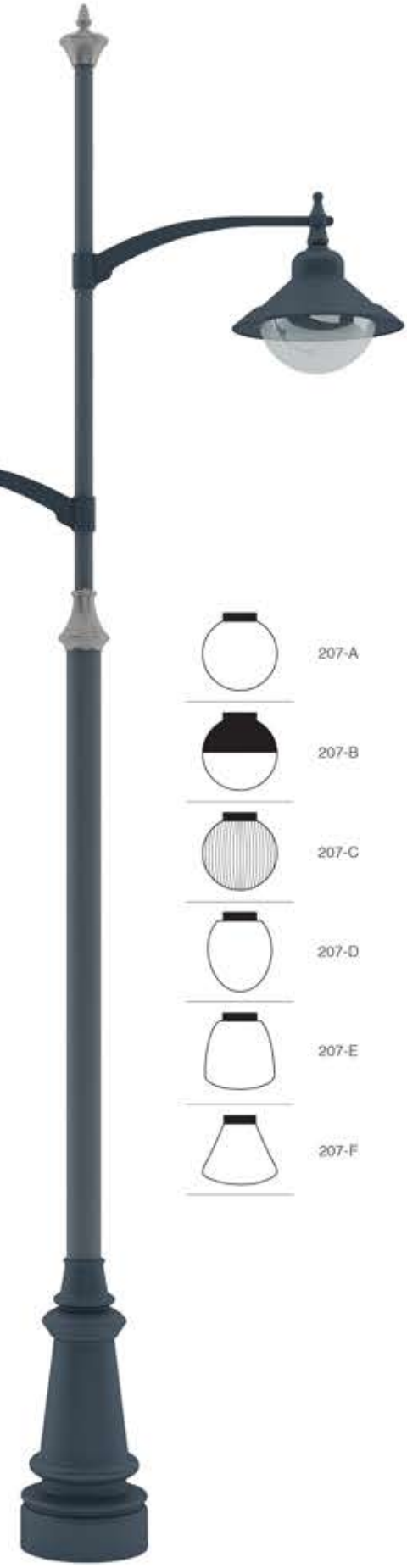


ÖZELLİKLERİ

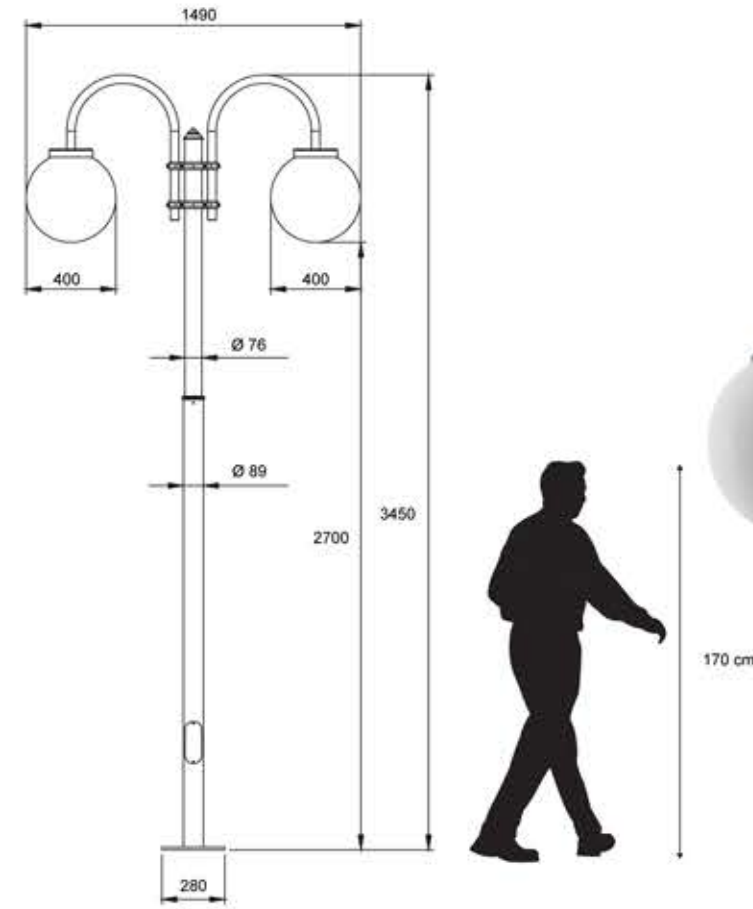
Armatür	PMMA / PC
Gövde	2 Kademeli, Çelik Boru
Boya	Electrostatik Toz Boya
Koruma	IP 65

SPECIFICATIONS

Luminaire	PMMA / PC
Main Body	2 Echelons, Steel Poles
Coating	Electrostatic Powder Coating
Protection	IP 65



TL 207

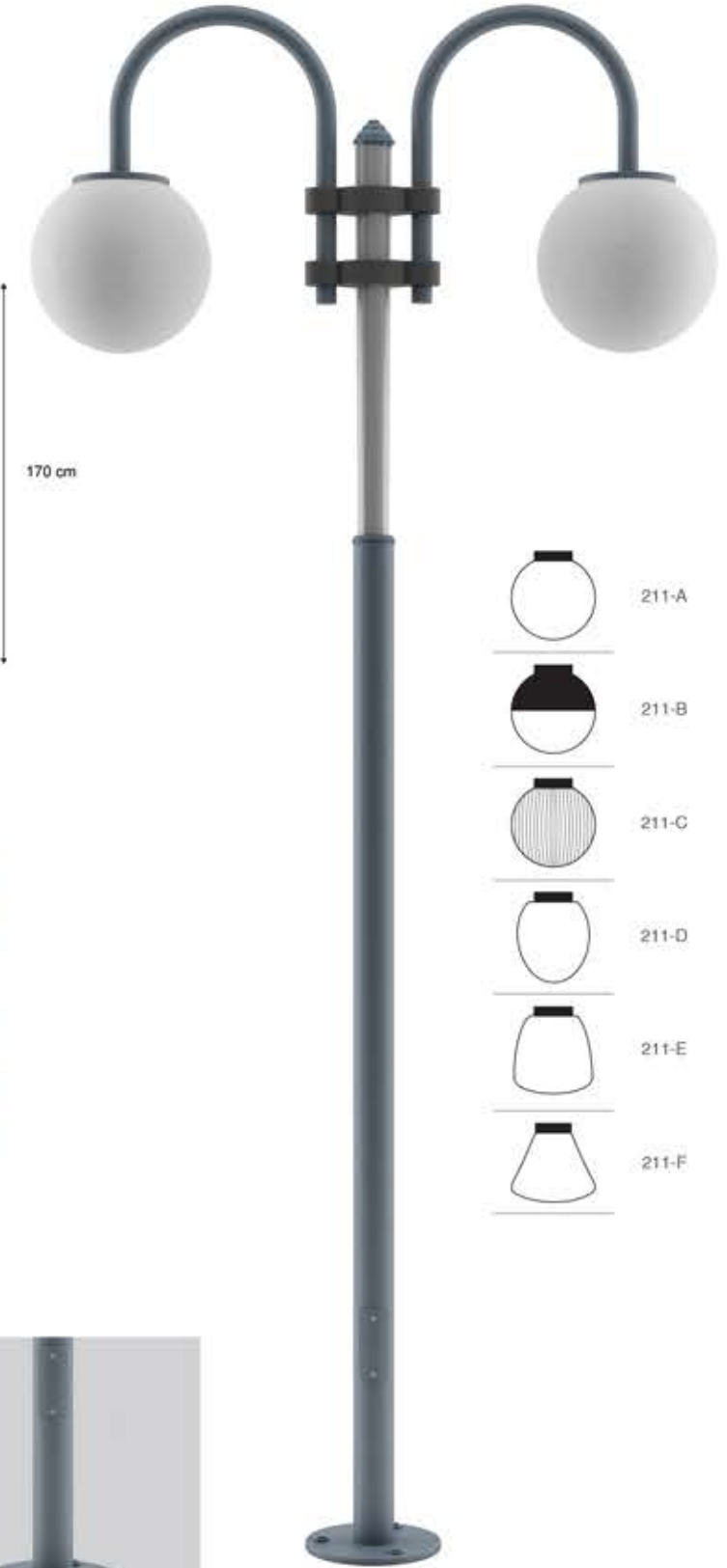


ÖZELLİKLERİ

Armatür	Ø 400 mm / PMMA / PC
Gövde	2 Kademeli, Çelik Borular
Boya	Electrostatik Toz boya
Koruma	IP 65

SPECIFICATIONS

Luminaire	Ø 400 mm / PMMA / PC
Main Body	2 Echelons, Steel Poles
Coating	Electrostatic Powder Coating
Protection	IP 65



211-A

211-B

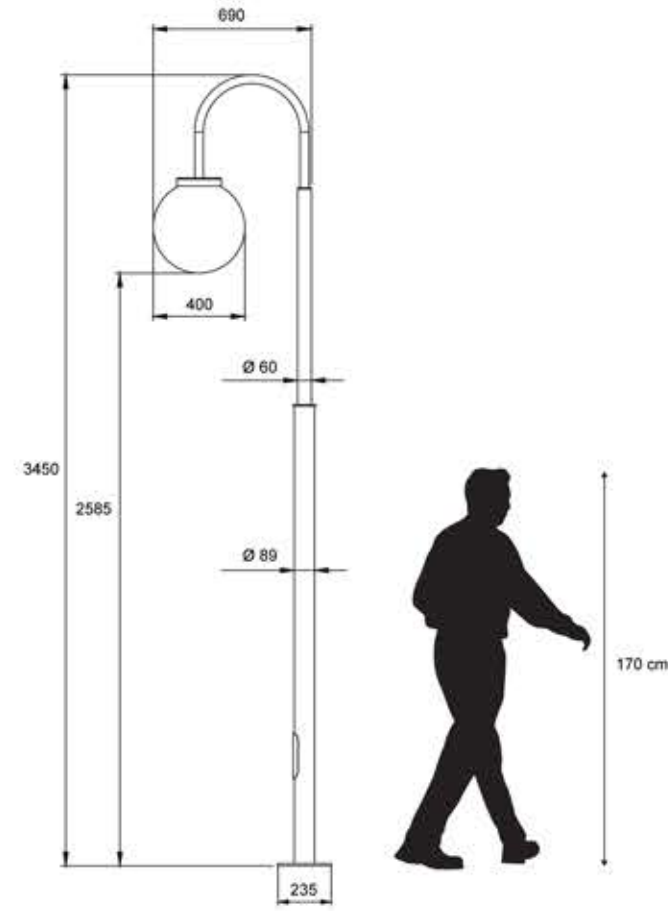
211-C

211-D

211-E

211-F

TL 211

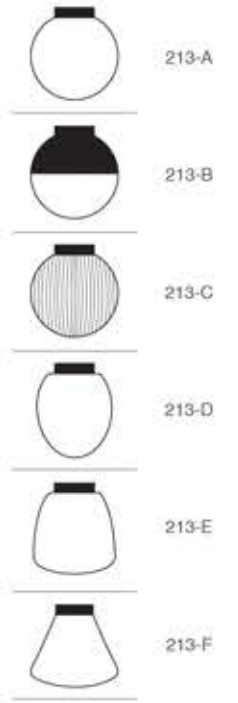


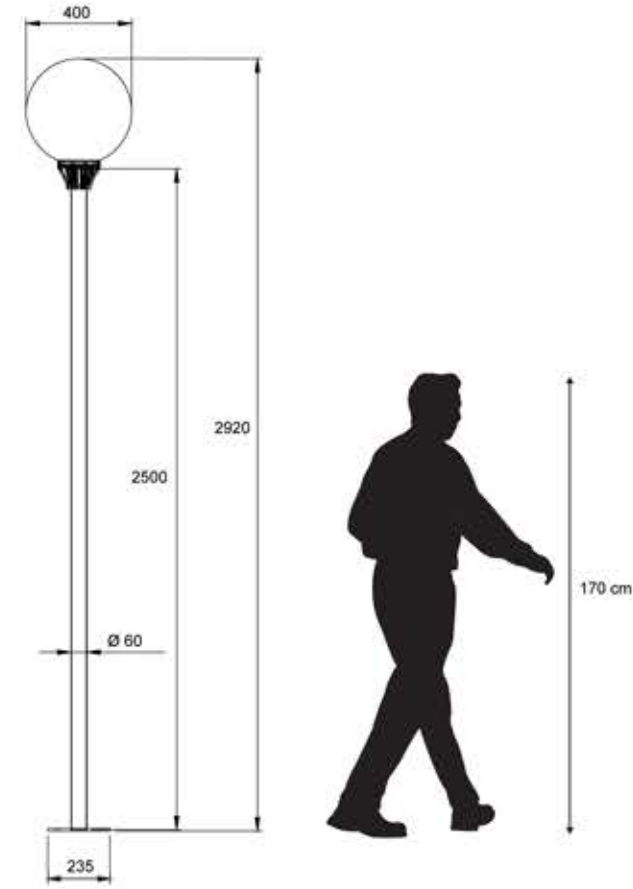
ÖZELLİKLERİ

Armatür	Ø 400 mm / PMMA / PC
Gövde	2 Kademeli, Çelik Borular
Boya	Electrostatik Toz boya
Koruma	IP 65

SPECIFICATIONS

Luminaire	Ø 400 mm / PMMA / PC
Main Body	2 Echelons, Steel Poles
Coating	Electrostatic Powder Coating
Protection	IP 65



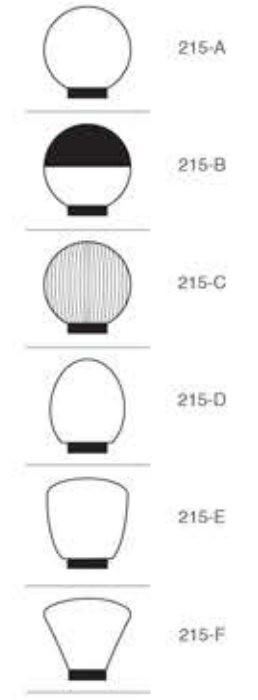


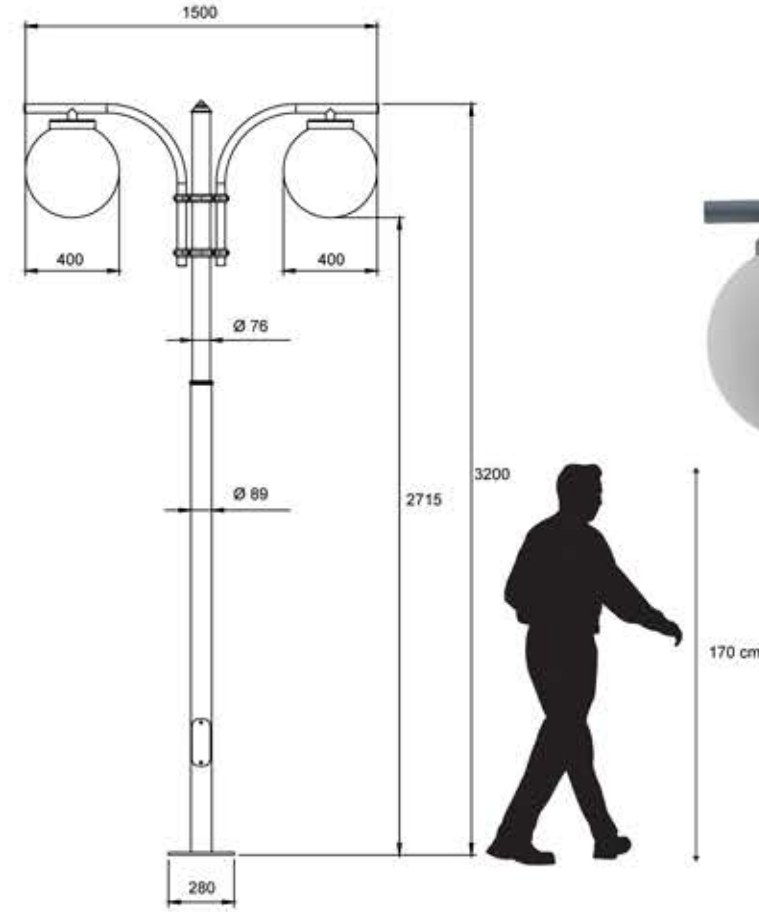
ÖZELLİKLERİ

Armatür	Ø 400 mm / PMMA / PC
Gövde	Çelik Boru
Boya	Elektrostatik Toz Boya
Koruma	IP 65

SPECIFICATIONS

Luminaire	Ø 400 mm / PMMA / PC
Main Body	Steel Pole
Coating	Electrostatic Powder Coating
Protection	IP 65





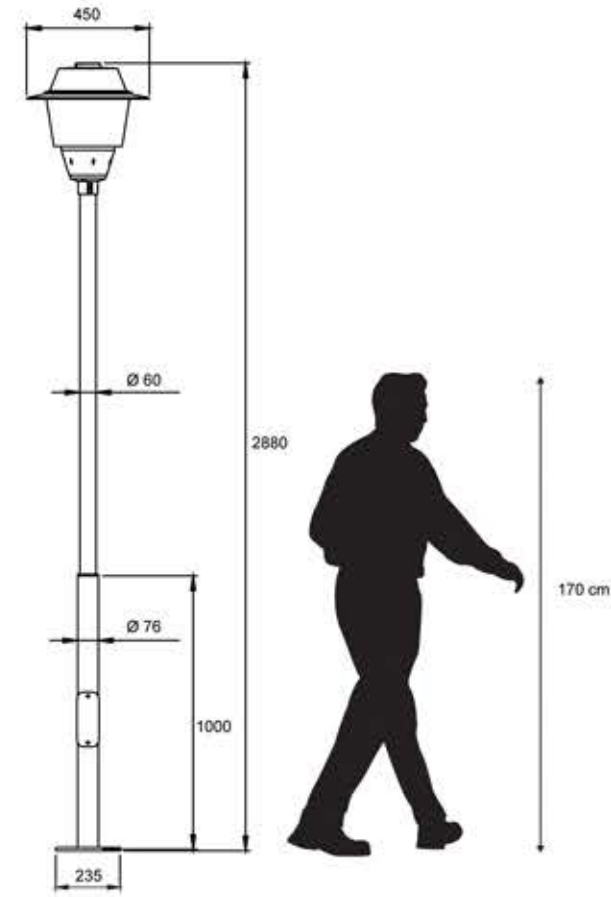
ÖZELLİKLERİ

Armatür	Ø 400 mm . PMMA / PC
Gövde	2 Kademeli, Çelik Borular
Boya	Elektrostatik Toz Boya
Koruma	IP 65

SPECIFICATIONS

Luminaire	Ø 400 mm . PMMA / PC
Main Body	2 Echelons, Steel Poles
Coating	Electrostatic Powder Coating
Protection	IP 65



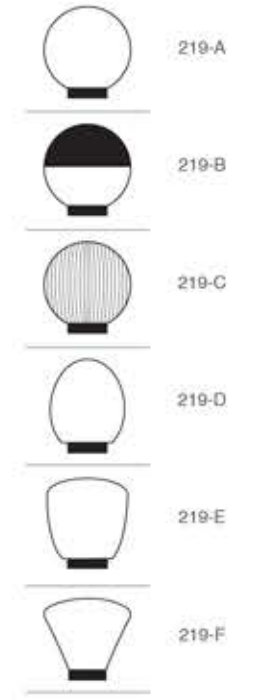


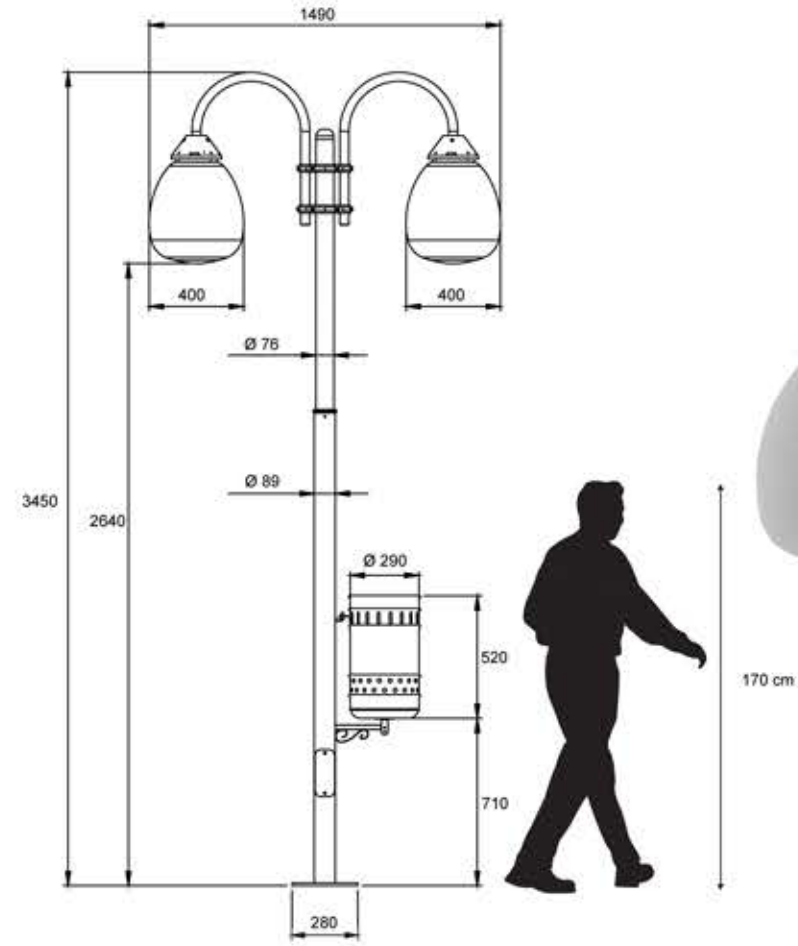
ÖZELLİKLERİ

Armatür	PMMA / PC
Gövde	2 Kademeli, Çelik Borular
Boya	Electrostatik Toz boya
Koruma	IP 65

SPECIFICATIONS

Luminaire	PMMA / PC
Main Body	2 Echelons, Steel Poles
Coating	Electrostatic Powder Coating
Protection	IP 65



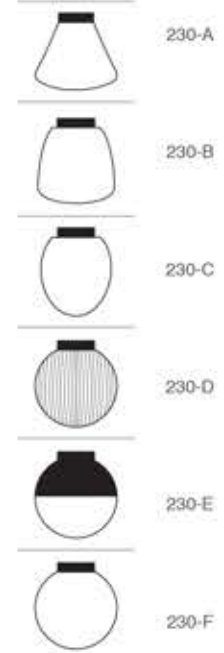


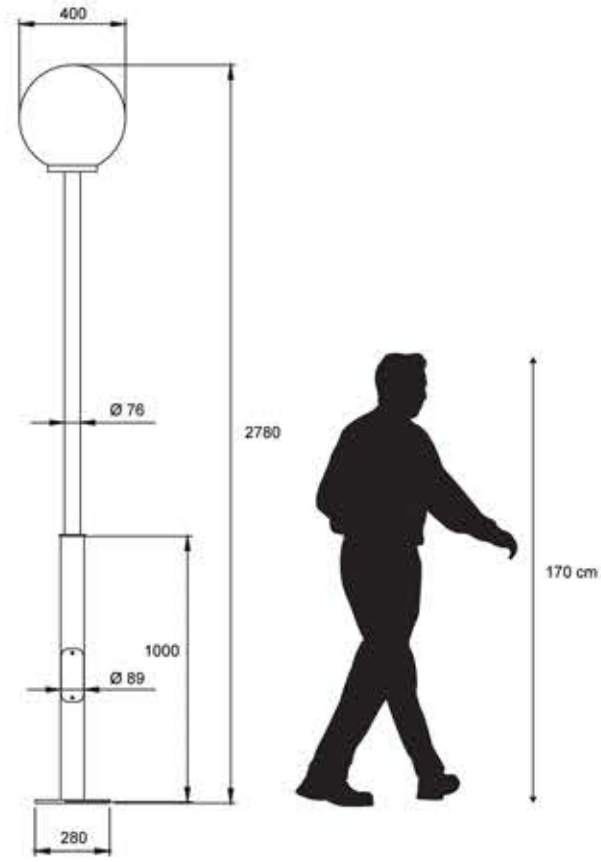
ÖZELLİKLERİ

Armatür	Ø 400 mm / PMMA / PC
Gövde	2 Kademeli, Çelik Borular
Boya	Elektrostatik Toz Boya
Koruma	IP 65

SPECIFICATIONS

Luminaire	Ø 400 mm / PMMA / PC
Main Body	2 Echelons, Steel Poles
Coating	Electrostatic Powder Coating
Protection	IP 65



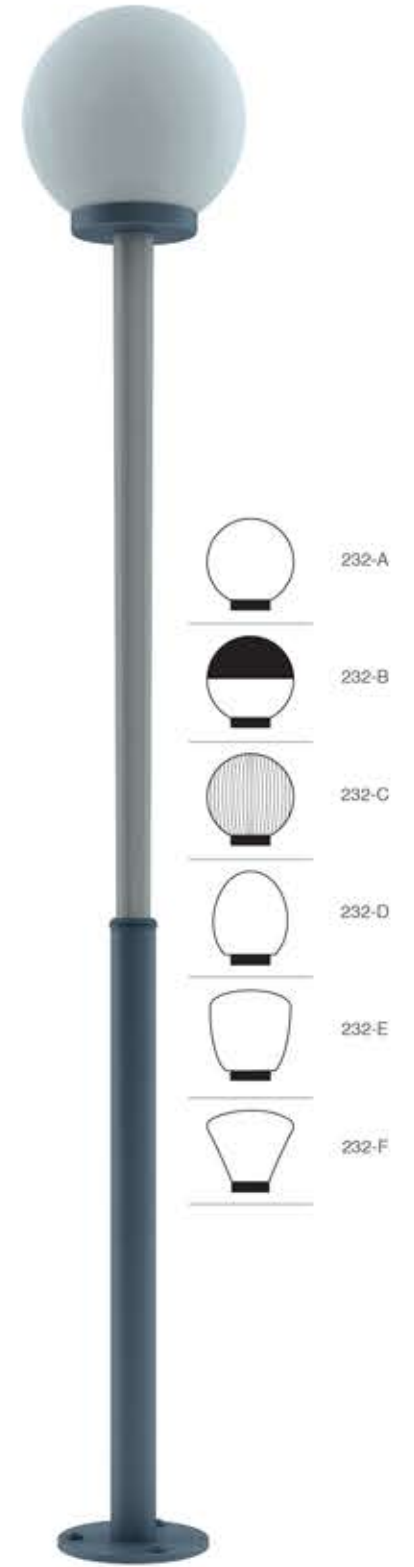


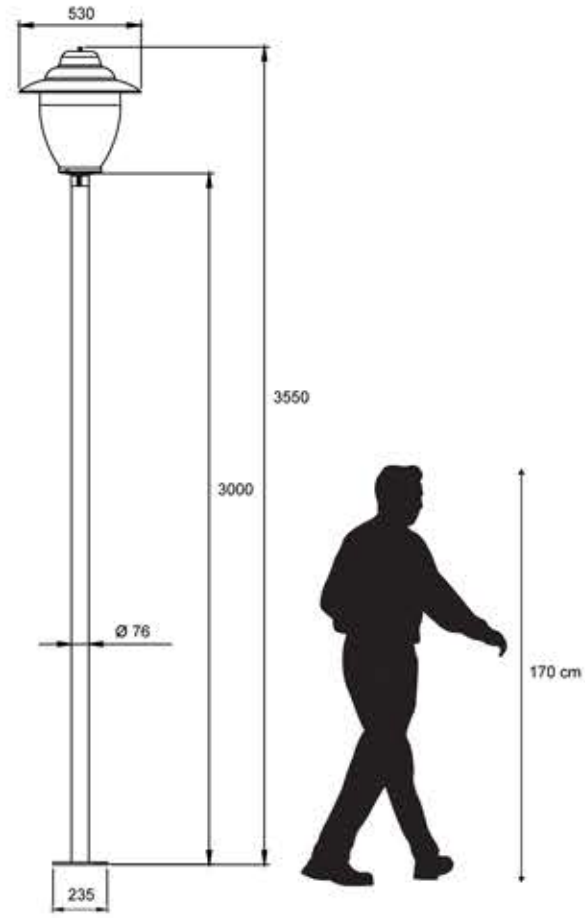
ÖZELLİKLERİ

Armatür	Ø 400 mm / PMMA / PC
Gövde	2 Kademeli, Çelik Borular
Boya	Elektrostatik Toz Boya
Koruma	IP 65

SPECIFICATIONS

Luminaire	Ø 400 mm / PMMA / PC
Main Body	2 Echelons, Steel Poles
Coating	Electrostatic Powder Coating
Protection	IP 65





ÖZELLİKLERİ

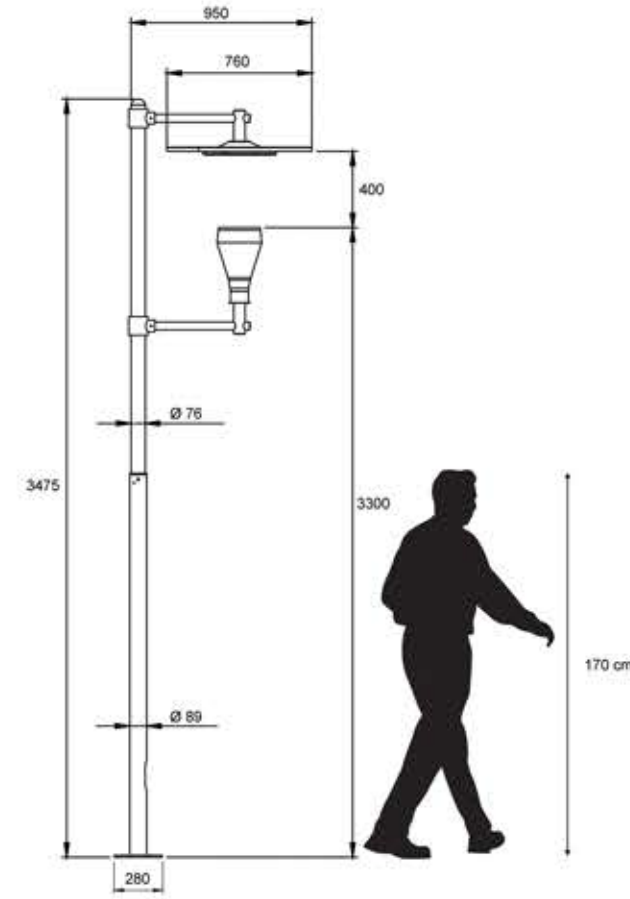
Armatür	PMMA / PC
Gövde	Çelik Boru
Boya	Electrostatik Toz Boya
Koruma	IP 65

SPECIFICATIONS

Luminaire	PMMA / PC
Main Body	Steel Pole
Coating	Electrostatic Powder Coating
Protection	IP 65



TL 234



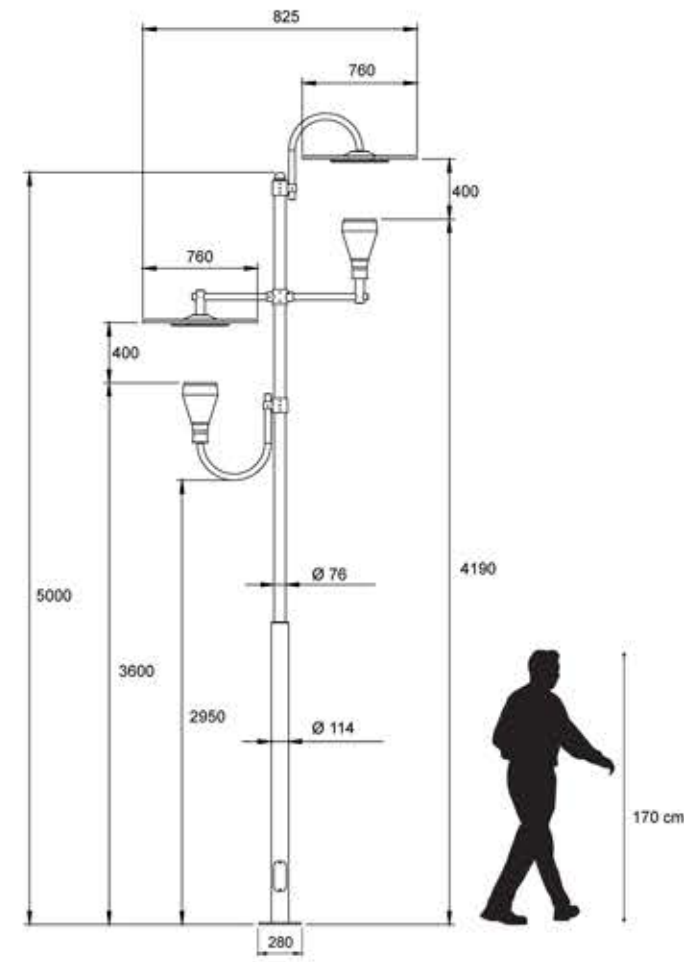
ÖZELLİKLERİ

Armatür	Alüminyum Döküm
Reflectör	Özel Tasarım
Gövde	2 Kademeli, Çelik Boru
Boya	Electrostatik Toz Boya
Koruma	IP 65

SPECIFICATIONS

Luminaire	Aluminum Die Cast
Reflector	Special Design
Main Body	2 Echelons, Steel Poles
Coating	Electrostatic Powder Coating
Protection	IP 65





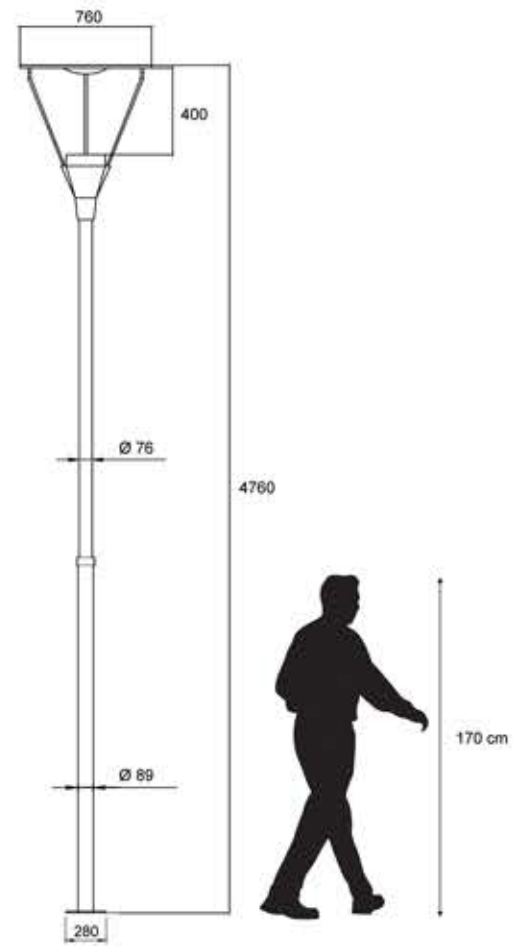
ÖZELLİKLERİ

Armatür	Alüminyum Döküm
Reflectör	Özel Tasarım
Gövde	2 Kademeli, Çelik Boru
Boya	Electrostatik Toz Boya
Koruma	IP 65

SPECIFICATIONS

Luminaire	Aluminum Die Cast
Reflector	Special Design
Main Body	2 Echelons, Steel Poles
Coating	Electrostatic Powder Coating
Protection	IP 65





ÖZELLİKLERİ

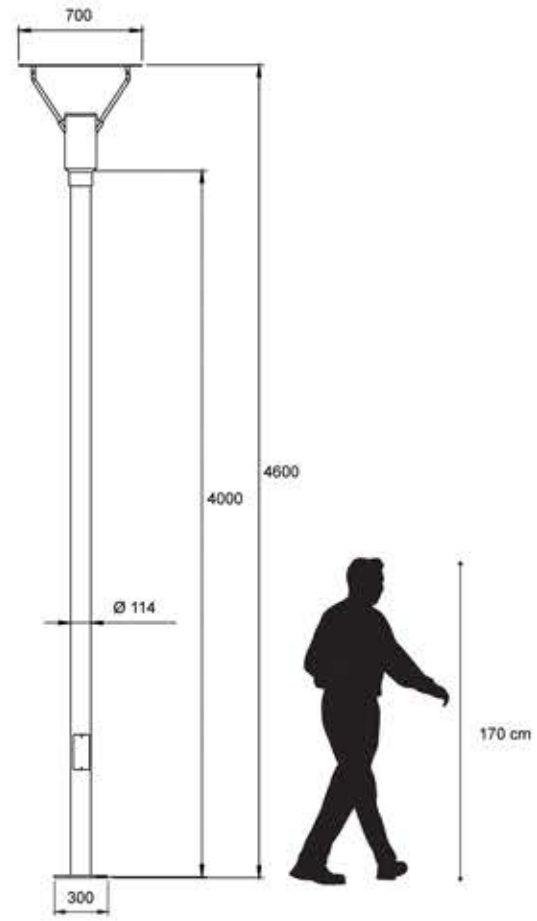
Armatür	Alüminyum Döküm
Reflektör	Özel Tasarım
Gövde	2 Kademeli, Çelik Boru
Boya	Electrostatik Toz Boya
Koruma	IP 65

SPECIFICATIONS

Luminaire	Aluminum Die Cast
Reflector	Special Design
Main Body	2 Echelons, Steel Poles
Coating	Electrostatic Powder Coating
Protection	IP 65



TL 247



ÖZELLİKLERİ

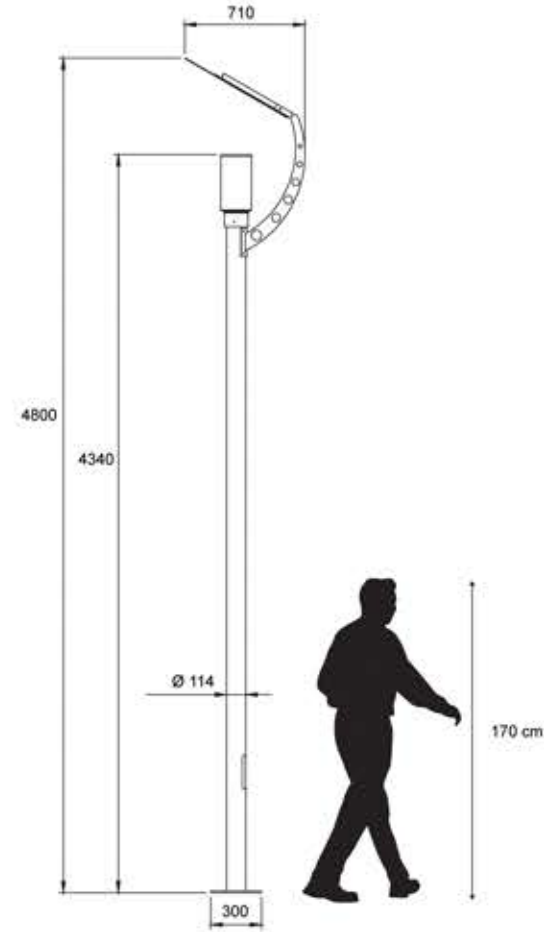
Armatür	Alüminyum Döküm
Reflectör	Özel Tasarım
Gövde	Çelik Boru
Boya	Electrostatik Toz Boya
Koruma	IP 65

SPECIFICATIONS

Luminaire	Aluminum Die Cast
Reflector	Special Design
Main Body	Steel Pole
Coating	Electrostatic Powder Coating
Protection	IP 65



TL 248



ÖZELLİKLERİ

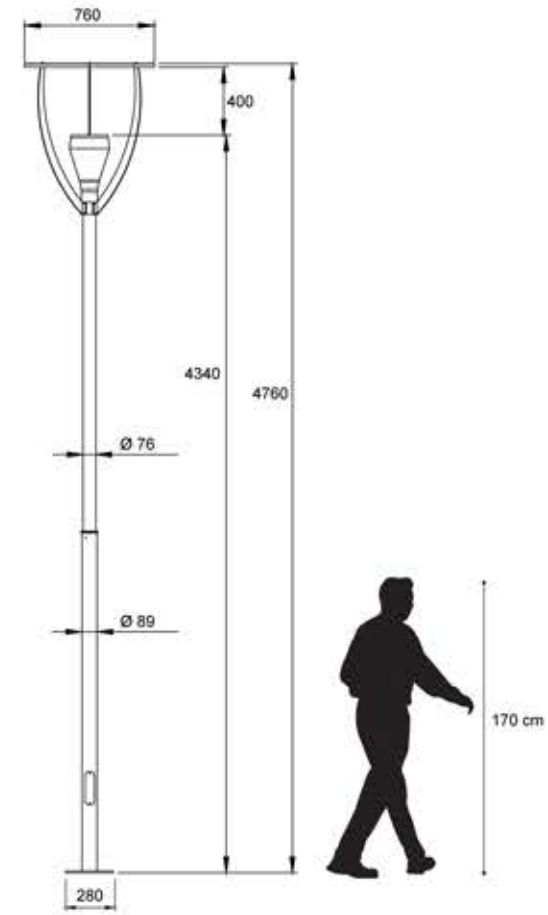
Armatür	PMMA / PC, Alüminyum Döküm
Reflektör	Kompozit Panel
Gövde	Çelik Boru
Boya	Elektrostatik Toz Boya
Koruma	IP 65

SPECIFICATIONS

Luminaire	PMMA / PC, Aluminum Die Cast
Reflector	Composite Panel
Main Body	Steel Pole
Coating	Electrostatic Powder Coating
Protection	IP 65



TL 249



ÖZELLİKLERİ

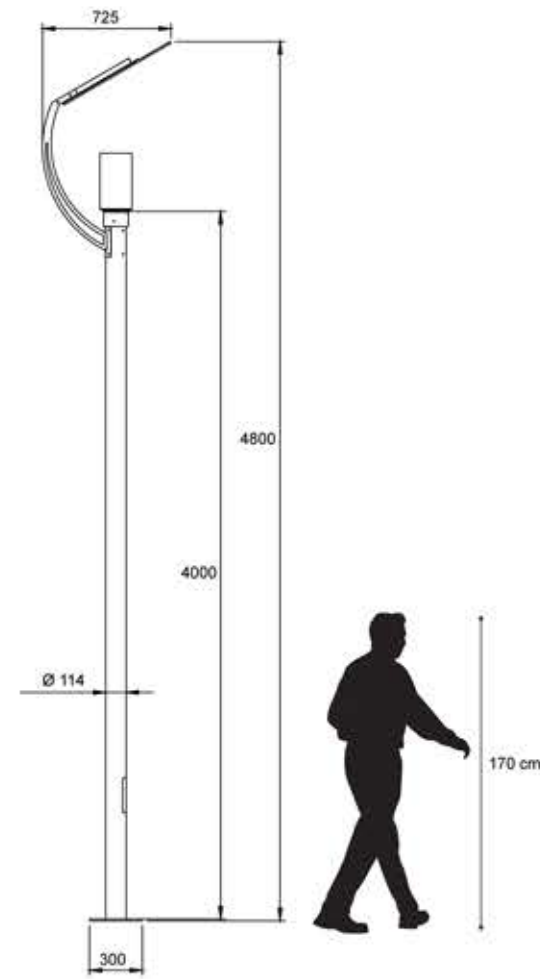
Armatür	Alüminyum Döküm
Reflektör	Özel Tasarım
Gövde	2 Kademeli, Çelik Boru
Boya	Electrostatik Toz Boya
Koruma	IP 65

SPECIFICATIONS

Luminaire	Aluminum Die Cast
Reflector	Special Design
Main Body	2 Echelons, Steel Poles
Coating	Electrostatic Powder Coating
Protection	IP 65



TL 250



ÖZELLİKLERİ

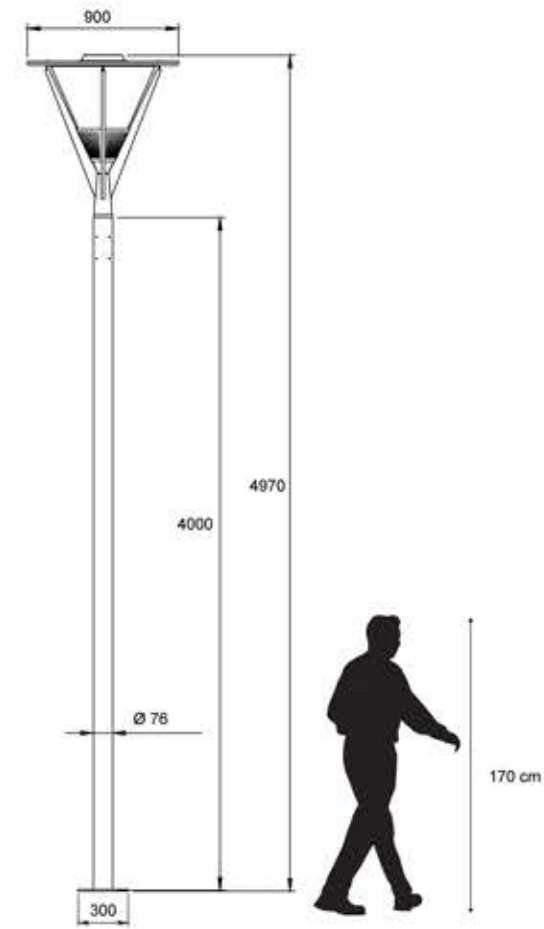
Armatür	Alüminyum Döküm
Reflectör	Kompozit Panel
Gövde	Çelik Boru
Boya	Electrostatik Toz Boya
Koruma	IP 65

SPECIFICATIONS

Luminaire	Aluminum Die Cast
Reflector	Composite Panel
Main Body	Steel Pole
Coating	Electrostatic Powder Coating
Protection	IP 65



TL 251



ÖZELLİKLERİ

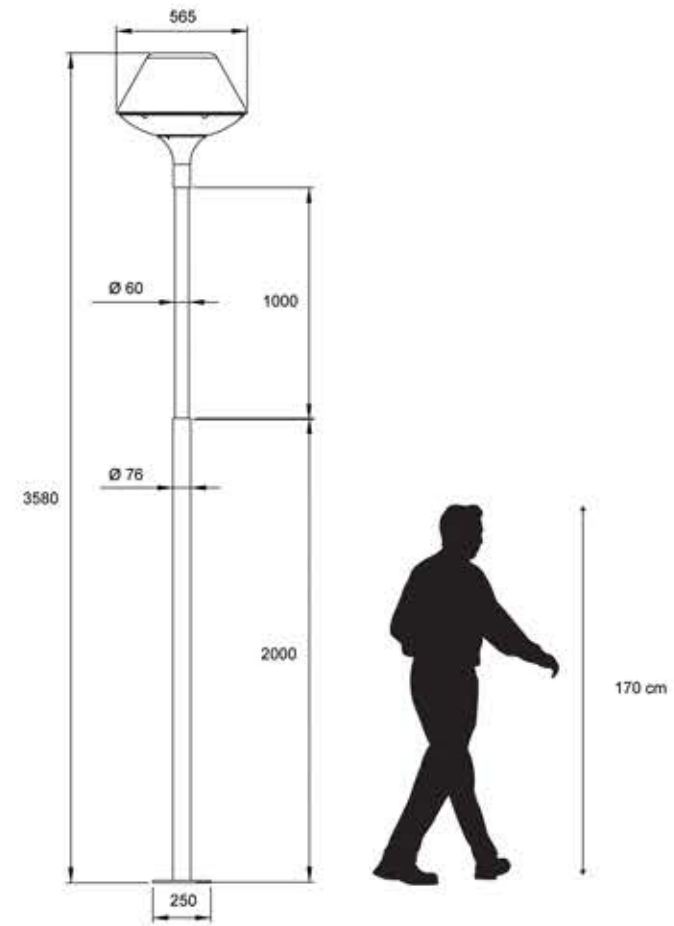
Aydınlatma	PMMA / PC Alüminyum Döküm
Reflectör	Özel Tasarım
Gövde	Çelik Boru
Boya	Electrostatik Toz Boya
Koruma	IP 65

SPECIFICATIONS

Luminaire	PMMA / PC Aluminum Die Cast
Reflector	Special Design
Main Body	Steel Pole
Coating	Electrostatic Powder Coating
Protection	IP 65



TL 270



ÖZELLİKLERİ

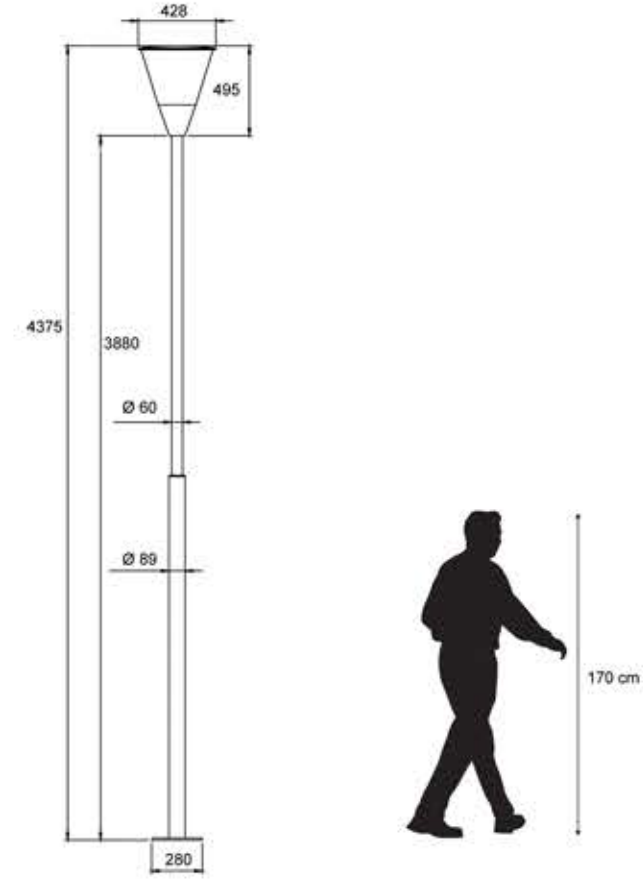
Armatür	PC / Aluminium
Reflektör	Özel Tasarım
Gövde	2 Kademeli, Çelik Boru
Boya	Electrostatik Toz Boya
Koruma	IP 65

SPECIFICATIONS

Luminaire	PC / Aluminium
Reflector	Special Design
Main Body	2 Echelons, Steel Poles
Coating	Electrostatic Powder Coating
Protection	IP 65



TL 271



ÖZELLİKLERİ

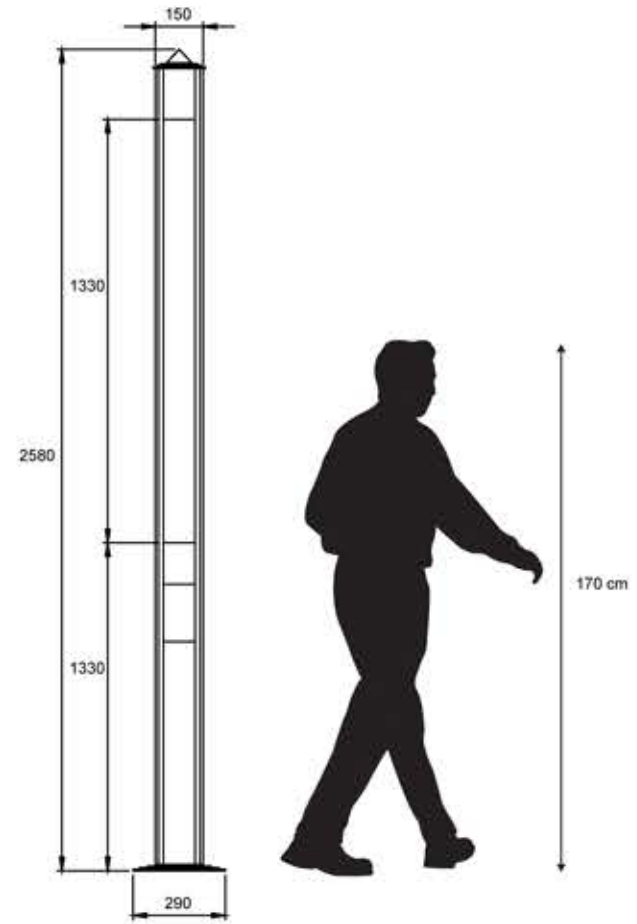
Armatür	PMMA / PC, Alüminyum Döküm
Reflectör	Özel Tasarım
Gövde	2 Kademeli, Çelik Boru
Boya	Electrostatik Toz Boya
Koruma	IP 65

SPECIFICATIONS

Luminaire	PMMA / PC, Aluminum Die Cast
Reflector	Special Design
Main Body	2 Echelons, Steel Poles
Coating	Electrostatic Powder Coating
Protection	IP 65



TL 272




ÖZELLİKLERİ

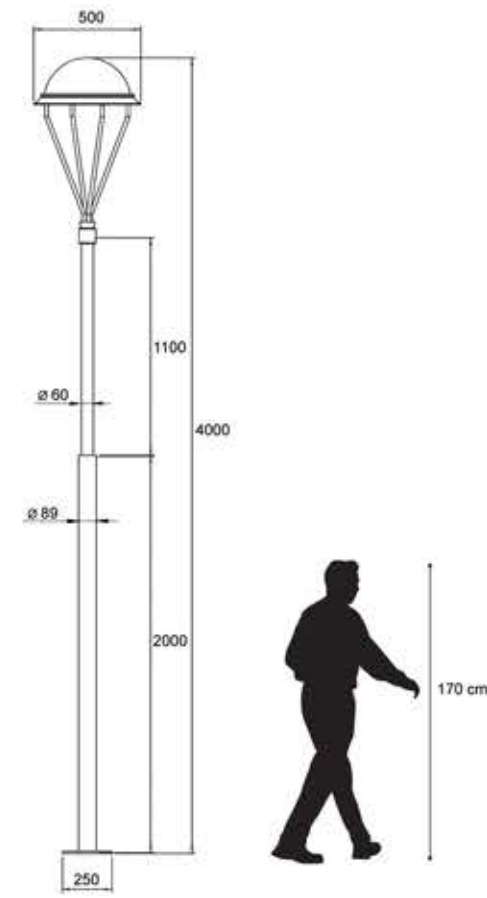
Armatür	PMMA
Gövde	Alüminyum Profil, Alüminyum Döküm
Boya	Elektrostatik Toz Boya
Koruma	IP 65

SPECIFICATIONS

Luminaire	PMMA
Main Body	Aluminum Profile, Aluminum Die Cast
Coating	Electrostatic Powder Coating
Protection	IP 65



TL 273



ÖZELLİKLERİ

Armatür	Alüminyum Döküm
Gövde	2 Kademeli Çelik Boru
Boya	Electrostatik Toz Boya
Koruma	IP 65

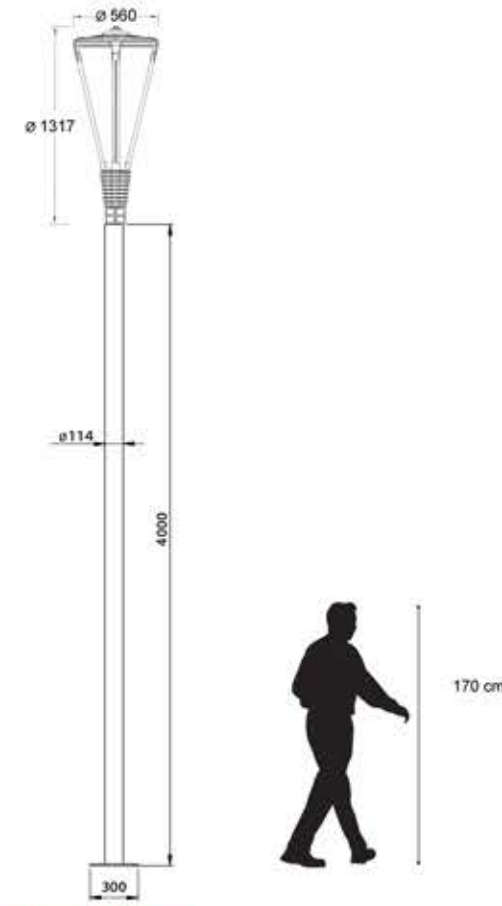
SPECIFICATIONS

Luminaire	Aluminum Die Cast
Main Body	2 Echelons, Steel Poles
Coating	Electrostatic Powder Coating
Protection	IP 65

Model No	65 W	75 W
Led Adetli	26	34
Güç Yüklemi	65W	75W
Çalışma Voltajı	AC:100-277V	AC:100-277V
Işık Rengi	3200K / 4500K / 6500K	4500K / 6500K
Işık Açısı	80° - 120°	80° - 120°
Lümen Değeri	6100 lm - 6630 lm	7038 lm - 7650 lm
Çalışma Sıcaklığı	- 20° / + 50°	- 20° / + 50°
Ömrü	>50.000 Saat	>50.000 Saat
Koruma Sınıfı	IP65	IP65
Armatürün Ağırlığı Kg	8 Kg	8 Kg



TL 240



ÖZELLİKLERİ

Armatür	Alüminyum Döküm
Gövde	Çelik Boru
Boya	Elektrostatik Toz Boya
Koruma	IP 65

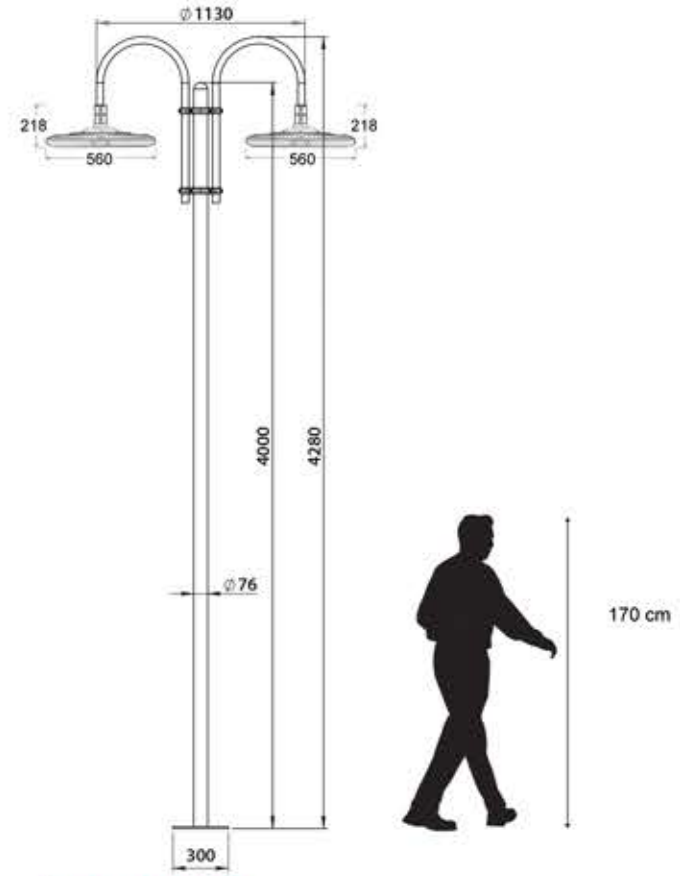
SPECIFICATIONS

Luminaire	Aluminum Die Cast
Main Body	Steel Pole
Coating	Electrostatic Powder Coating
Protection	IP 65

POWER LED	Model No	68 W
	Led Adedi	54
	Güç Kinetimi	68W
	Çalışma Voltajı	AC100-277V
	Işık Rengi	3000K / 4500K / 6000K
	Işık Açısı	120°
	Lümen Değeri	6381 lm - 6936 lm
	Çalışma Sıcaklığı	-20° / +50°
	Ömür	>50.000 Saat
	Koruma Sınıfı	IP65
	Armatürün Ağırlığı Kg	17,4 Kg



TL 281



ÖZELLİKLERİ

Armatür	Alüminyum Döküm
Gövde	Çelik Boru
Boya	Electrostatik Toz Boya
Koruma	IP 65

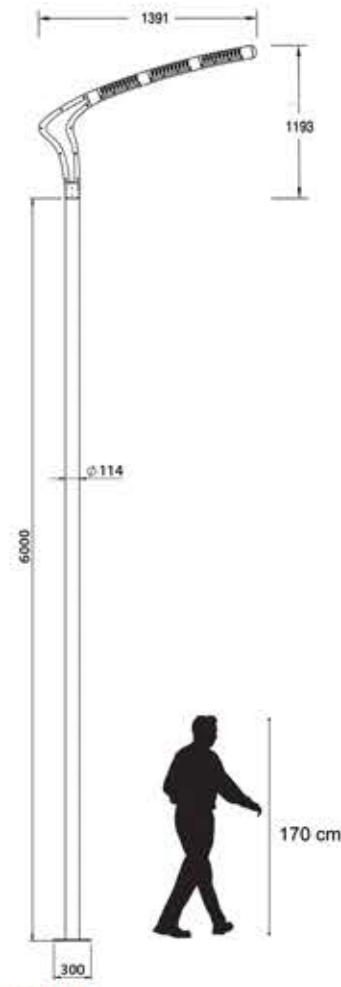
SPECIFICATIONS

Luminaire	Aluminum Die Cast
Main Body	Steel Pole
Coating	Electrostatic Powder Coating
Protection	IP 65

Model No	68 W
Led Adetli	54
Güç İhtelimi	68W
Çalışma Voltajı	AC100-277V
Işık Renği	3200K / 4800K / 6500K
Işık Açısı	120°
Lümen Değeri	6381 lm - 6936 lm
Çalışma Sıcaklığı	-20° / +50°
Ömür	>50.000 Saat
Koruma Sınıfı	IP65
Armatürün Ağırlığı Kg	16,6 Kg



TL 282




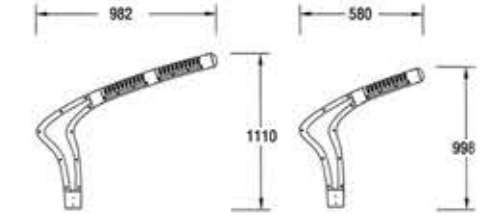
ÖZELLİKLERİ

Armatür	Alüminyum Döküm
Gövde	Çelik Boru
Boya	Electrostatik Toz Boya
Koruma	IP 65

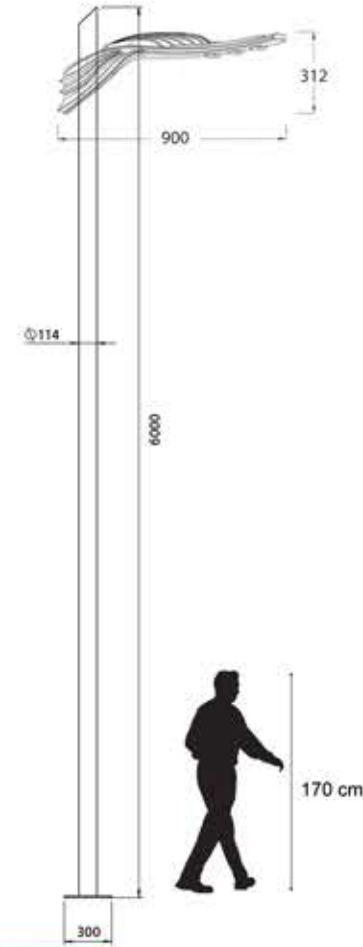
SPECIFICATIONS

Luminaire	Aluminum Die Cast
Main Body	Steel Pole
Coating	Electrostatic Powder Coating
Protection	IP 65

POWER LED	Model No	32 W	64 W
LED Adedi		24	48
Güç Sıklığı		32W	64W
Çalışma Voltajı		AC100-277V	AC100-277V
Işık Rengi		3000K / 4500K / 6500K	3000K / 4500K / 6500K
Işık Açısı		120°	120°
Lümen Değeri		3000 lm - 3264 lm	6000 lm - 6528 lm
Çalışma Sıcaklığı		-20° / +50°	-20° / +50°
Ömür		>50.000 Saat	>50.000 Saat
Koruma Sınıfı		IP65	IP65
Armatürün Ağırlığı Kg		11,4 Kg	15,1 Kg



TL 283



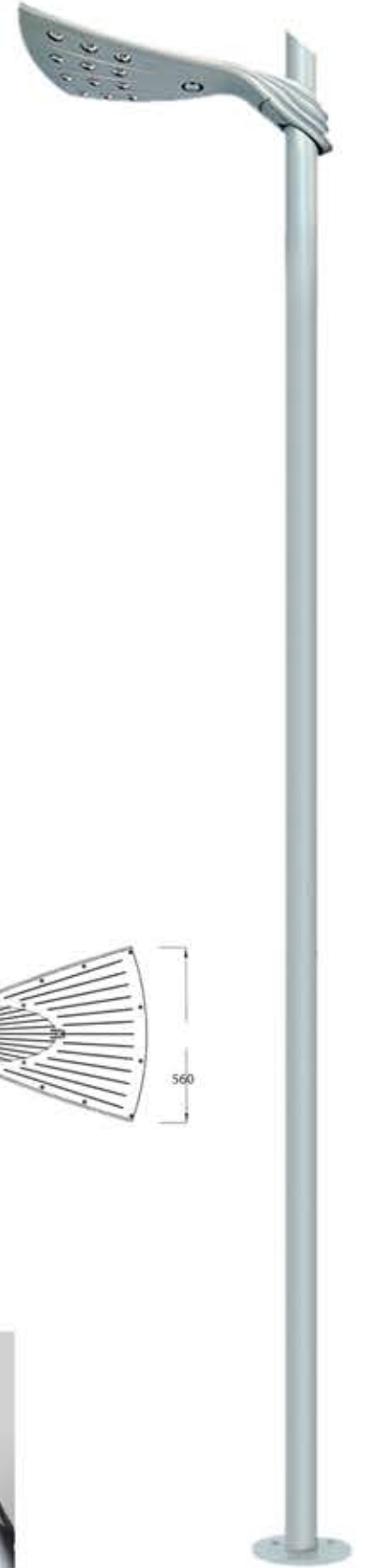
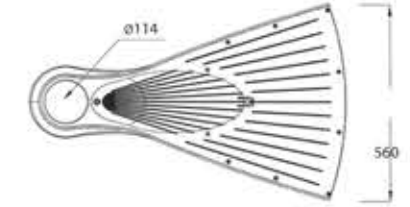
ÖZELLİKLERİ

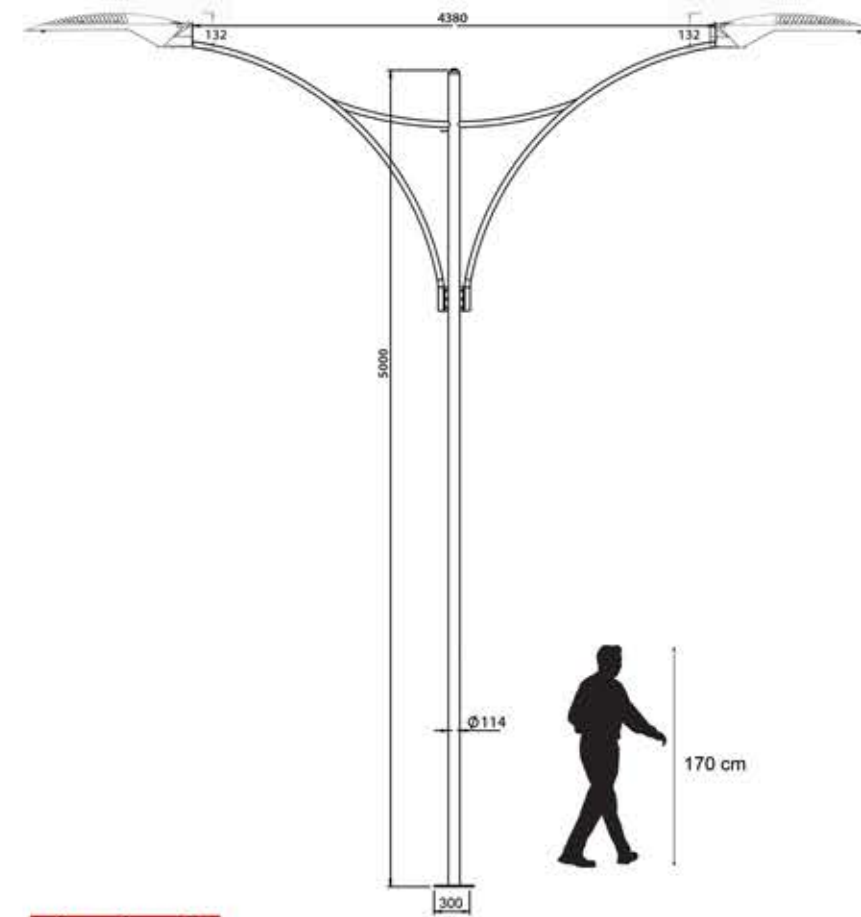
Armatür	Alüminyum Döküm
Gövde	Çelik Boru
Boya	Electrostatik Toz Boya
Koruma	IP 65

SPECIFICATIONS

Luminaire	Aluminum Die Cast
Main Body	Steel Pole
Coating	Electrostatic Powder Coating
Protection	IP 65

POWER LED	Model No	40 W	86 W
Led Adedi		24	48
Güç Tüketimi		40W	86W
Çalışma Voltajı		AC100-277V	AC100-277V
Işık Rengi		3000K / 4500K / 6000K	3000K / 4500K / 6000K
Işık Açısı		120°	120°
Lümen Değeri		3750 lm - 4000 lm	8070 lm - 8772 lm
Çalışma Sıcaklığı		-20° / +55°	-20° / +55°
Ömür		>50.000 Saat	>50.000 Saat
Koruma Sınıfı		IP65	IP65
Armatürün Ağırlığı Kg		13,7 Kg	13,9 Kg





ÖZELLİKLERİ

Armatür	Alüminyum Döküm
Gövde	Çelik Boru
Boya	Electrostatik Toz Boya
Koruma	IP 65

SPECIFICATIONS

Luminaire	Aluminum Die Cast
Main Body	Steel Pole
Coating	Electrostatic Powder Coating
Protection	IP 65

Model No	40W	66W
Led Adedi	32	54
Güç tüketimi	40W	66W
Çalışma Voltajı	AC100-277V	AC100-277V
Işık Rengi	3200K / 4500K / 6500K	3200K / 4500K / 6500K
Işık Açısı	120°	120°
Lümen Değeri	3754 lm - 4080 lm	6193 lm - 6732 lm
Çalışma Sıcaklığı	-20° / +55°	-20° / +55°
Ömrü	>50.000 Saat	>50.000 Saat
Koruma Sınıfı	IP65	IP65
Armatürün Ağırlığı Kg	6,75 Kg	7,075 Kg



Fikisel




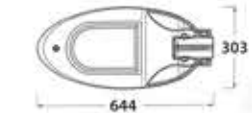
Gümüş gri

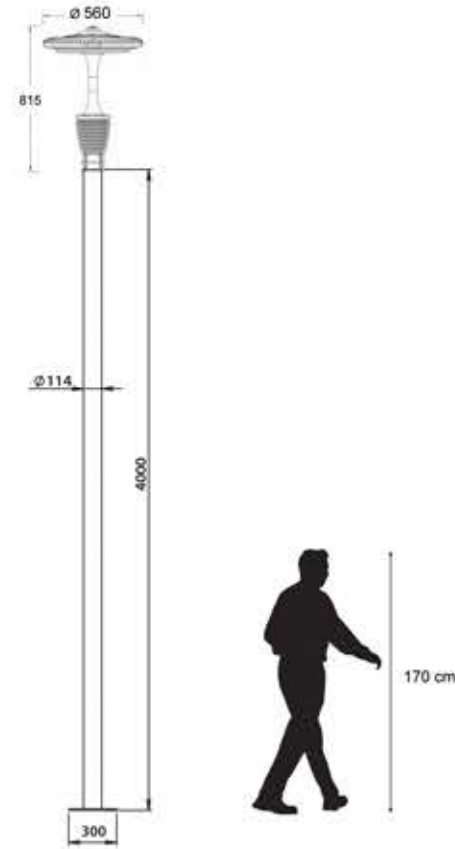


Yoşil



Koyu mavı





ÖZELLİKLERİ

Armatür	Alüminyum Döküm
Gövde	Çelik Boru
Boya	Electrostatik Toz Boya
Koruma	IP 65

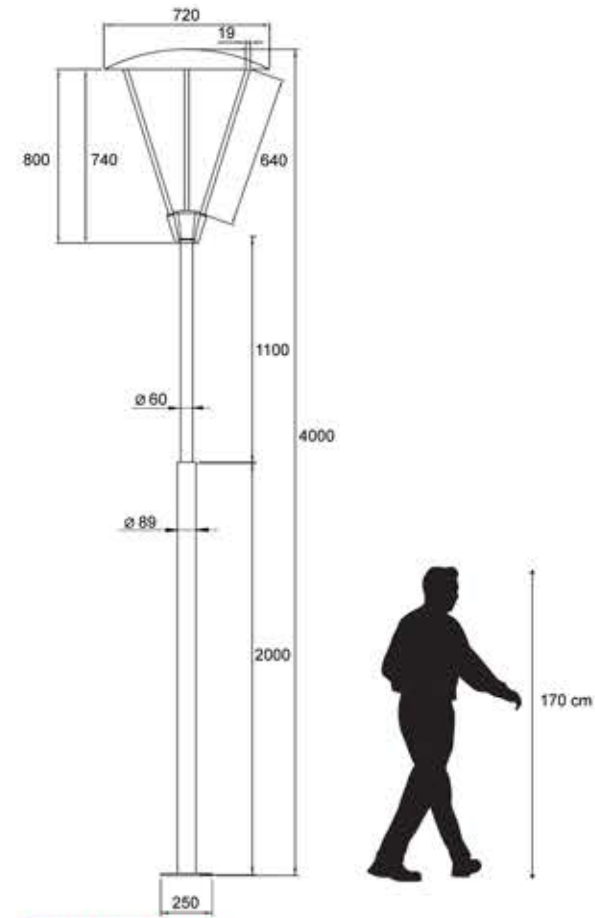
SPECIFICATIONS

Luminaire	Aluminum Die Cast
Main Body	Steel Pole
Coating	Electrostatic Powder Coating
Protection	IP 65

Model No	68 W
Led Adedi	54
Güç İktetimi	68W
Çalışma Voltajı	AC100-277V
Işık Rengi	3200K / 4500K / 6500K
Işık Açısı	120°
Lümen Değeri	6381 lm - 6936 lm
Çalışma Sıcaklığı	- 20° / + 55°
Ömrü	>50.000 Saat
Koruma Sınıfı	IP65
Armatürün Ağırlığı Kg	15,5 Kg



TL 286



ÖZELLİKLERİ

Armatür	Alüminyum Döküm
Gövde	2 Kademeli Çelik Boru
Boya	Electrostatik Toz Boya
Koruma	IP 65

SPECIFICATIONS

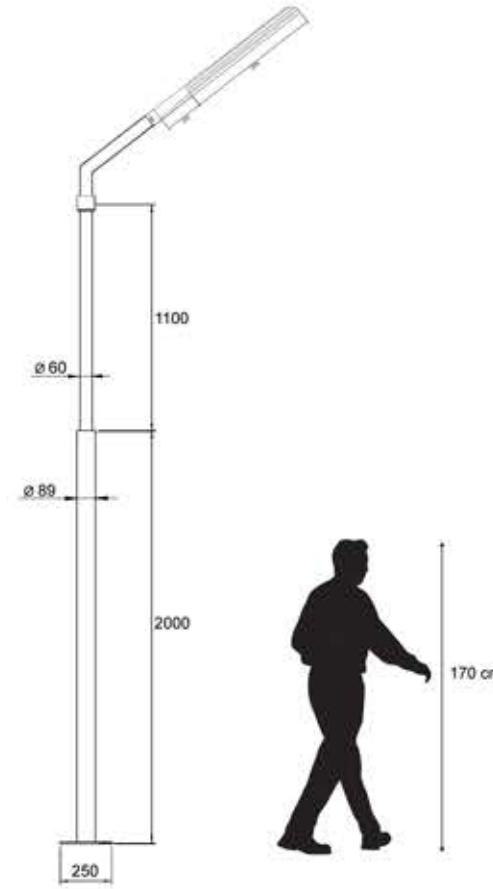
Luminaire	Aluminum Die Cast
Main Body	2 Echelons, Steel Poles
Coating	Electrostatic Powder Coating
Protection	IP 65

Model No	50 W
Led Adedi	44
Güç tüketimi	50W
Çalışma Voltajı	AC100-277V
Işık Rengini	3200K / 4500K / 6500K
Işık Açısı	80° - 120°
Lümen Değeri	4692 lm - 5100 lm
Çalışma Sıcaklığı	- 20° / + 55°
Ömrü	>50.000 Saat
Koruma Sınıfı	IP65
Armatürün Ağırlığı Kg	6 Kg

POWER LED



TL 287



ÖZELLİKLERİ

Armatür	Alüminyum Döküm
Gövde	2 Kademeli Çelik Boru
Boya	Elektrostatik Toz Boya
Koruma	IP 65

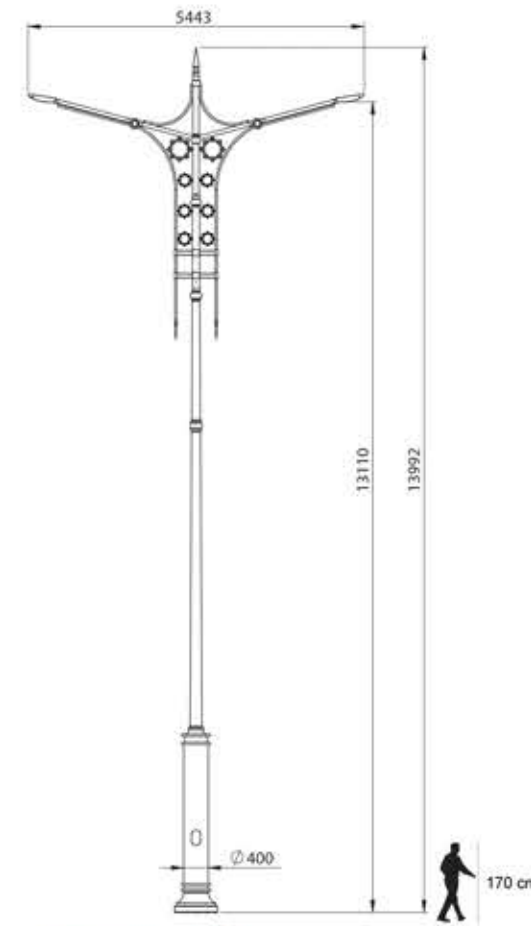
SPECIFICATIONS

Luminaire	Aluminum Die Cast
Main Body	2 Echelons, Steel Pipes
Coating	Electrostatic Powder Coating
Protection	IP 65

Model No	36 W	45 W	65 W	90 W	120 W
LED Adedi	18	25	36	48	66
Güç Faktörü	0.95	0.95	0.95	0.95	0.95
Çalışma Voltajı	AC100-277V	AC100-277V	AC100-277V	AC100-277V	AC100-277V
Isık Rengi	3000K / 4000K / 6000K	3000K / 4000K / 6000K	3000K / 4000K / 6000K	3000K / 4000K / 6000K	3000K / 4000K / 6000K
Isık Açısı	80° / 120°	80° / 120°	80° / 120°	80° / 120°	80° / 120°
Lümen Değeri	3278 lm - 3472 lm	4000 lm - 5100 lm	5600 lm - 6100 lm	8400 lm - 9100 lm	11200 lm - 12040 lm
Çalışma Sıcaklığı	-20° / + 50°	-20° / + 50°	-20° / + 50°	-20° / + 50°	-20° / + 50°
Ömrü	>50.000 saat	>50.000 saat	>50.000 saat	>50.000 saat	>50.000 saat
Koruma Sınıfı	IP65	IP65	IP65	IP65	IP65
Armatürün Ağırlığı Kg.	3 Kg.	3 Kg.	3 Kg.	5 Kg.	5 Kg.



TL 288




ÖZELLİKLERİ

Armatür	Alüminyum Enjeksiyon
Gövde	2 Kademeli, Çelik Borular
Boya	Electrostatik Toz boya
Koruma	IP 66

SPECIFICATIONS

Luminaire	Aluminium injection
Main Body	2 Echelons, Steel Poles
Coating	Electrostatic Powder Coating
Protection	IP 66

Model No	180W	200W
Led Sayısı	96 NICHIA/CREE	96 NICHIA/CREE
Güç Tüketimi	180 W	200 W
Çalışma Voltajı	100-240V AC/50/60Hz	100-240V AC/50/60Hz
Işık Rengi	3000-4000-6500K	3000-4000-6500K
Işık Açısı	130°H / 60°V	130°H / 60°V
Lümen Değeri	20419 / 22104	22212 / 24000
Çalışma Sıcaklığı	-30 / +55°C	-30 / +55°C
Ömrü	>60.000 Saat	>60.000 Saat
Koruma sınıfı	IP66 Dış Ortam	IP66 Dış Ortam
Armatürün Ağırlığı Kg	13,5 kg	13,5 kg



Fıçıklı



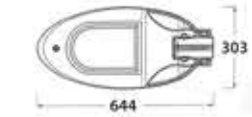
Gümüş gri



Yeşil




Koyu mavı



Koyu mavı



Koyu mavı



Koyu mavı




Koyu mavı



Koyu mavı

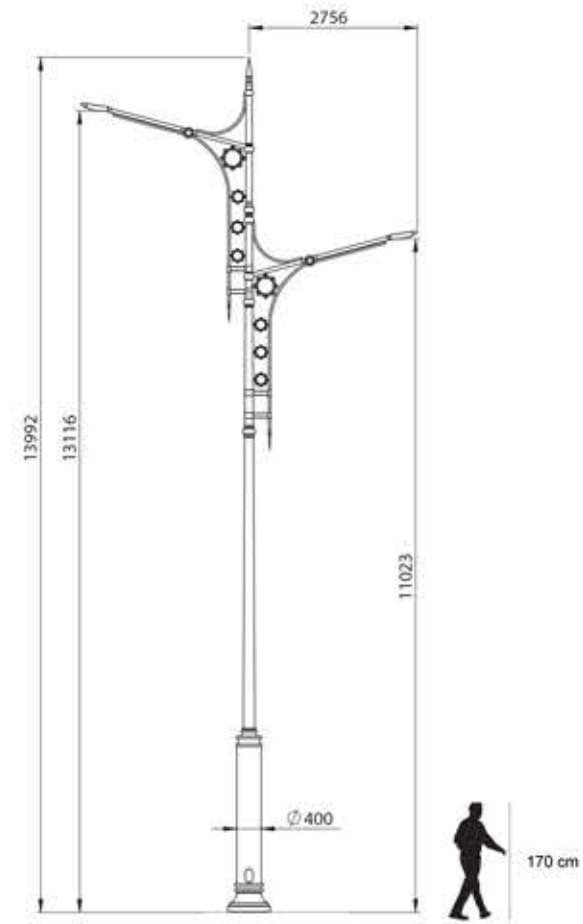


Koyu mavı



Koyu mavı

TL 289




ÖZELLİKLERİ

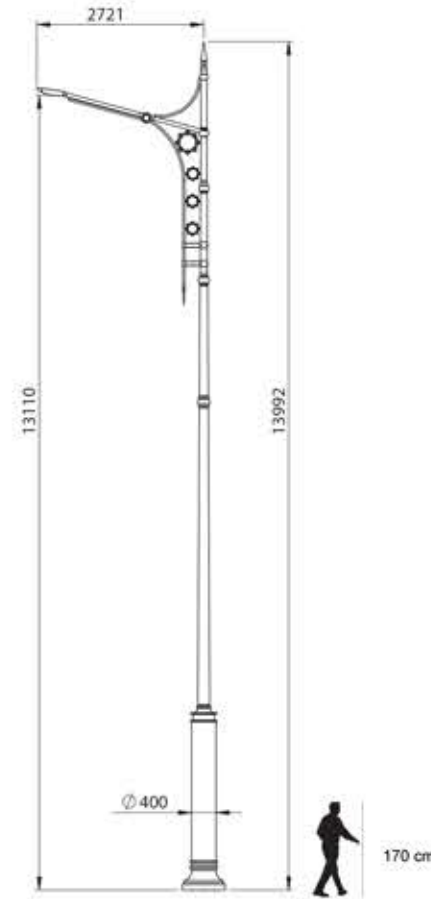
Armatür	Alüminyum Enjeksiyon
Gövde	2 Kademeli, Çelik Borular
Boya	Electrostatik Toz boya
Koruma	IP 66

SPECIFICATIONS

Luminaire	Aluminium injection
Main Body	2 Echelons, Steel Poles
Coating	Electrostatic Powder Coating
Protection	IP 66

Model No	180W	200W
Led Sayısı	96 NICHIA/CREE	96 NICHIA/CREE
Güç Tüketimi	180 W	200 W
Çalışma Voltajı	100-240V AC/50/60Hz	100-240V AC/50/60Hz
Işık Rengi	3000-4000-6500K	3000-4000-6500K
Işık Açısı	130°H / 60°V	130°H / 60°V
Lümen Değeri	20419 / 22104	22212 / 24000
Çalışma Sıcaklığı	-30 / +55°C	-30 / +55°C
Ömrü	>60 000 Saat	>60 000 Saat
Koruma sınıfı	IP66 Dış Ortam	IP66 Dış Ortam
Armatürün Ağırlığı Kg	13,5 kg	13,5 kg





ÖZELLİKLERİ


Armatür	Alüminyum Enjeksiyon
Gövde	2 Kademeli, Çelik Borular
Boya	Electrostatik Toz boya
Koruma	IP 66

SPECIFICATIONS

Luminaire	Aluminium injection
Main Body	2 Echelons, Steel Poles
Coating	Electrostatic Powder Coating
Protection	IP 66

Model No	180W	200W
Led Sayısı	96 NICHIA/CREE	96 NICHIA/CREE
Güç Tüketimi	180 W	200 W
Çalışma Voltajı	100-240V AC50/60Hz	100-240V AC50/60Hz
Işık Rengi	3000-4000-6500K	3000-4000-6500K
Işık Açısı	130°H / 60°V	130°H / 60°V
Lümen Değeri	20419 / 22104	22212 / 24000
Çalışma Sıcaklığı	-30 / +55°C	-30 / +55°C
Ömrü	>60.000 Saat	>60.000 Saat
Koruma sınıfı	IP66 Dış Ortam	IP66 Dış Ortam
Armatürün Ağırlığı Kg	13,5 kg	13,5 kg






ÖZELLİKLERİ

Armatür	Alüminyum Enjeksiyon
Gövde	2 Kademeli, Çelik Borular
Boya	Electrostatik Toz boya
Koruma	IP 66

SPECIFICATIONS

Luminaire	Aluminium injection
Main Body	2 Echelons, Steel Poles
Coating	Electrostatic Powder Coating
Protection	IP 66

Model No	180W	200W
Led Sayısı	96 NICHIA/CREE	96 NICHIA/CREE
Güç Tüketimi	180 W	200 W
Çalışma Voltajı	100-240V AC/50/60Hz	100-240V AC/50/60Hz
Işık Rengi	3000-4000-6500K	3000-4000-6500K
Işık Açısı	130°H / 60°V	130°H / 60°V
Lümen Değeri	20419 / 22104	22212 / 24000
Çalışma Sıcaklığı	-30 / +55°C	-30 / +55°C
Ömrü	>60.000 Saat	>60.000 Saat
Koruma sınıfı	IP66 Dış Ortam	IP66 Dış Ortam
Armatürün Ağırlığı Kg	13,5 kg	13,5 kg



Fıçıklı




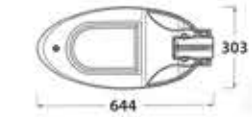
Gümüş gri




Yoşil



Koyu mavı






ÖZELLİKLERİ

Armatür	Alüminyum Enjeksiyon
Gövde	2 Kademeli, Çelik Borular
Boya	Electrostatik Toz boya
Koruma	IP 66

SPECIFICATIONS

Luminaire	Aluminium injection
Main Body	2 Echelons, Steel Poles
Coating	Electrostatic Powder Coating
Protection	IP 66

Model No	180W	200W
Led Sayısı	96 NICHIA/CREE	96 NICHIA/CREE
Güç Tüketimi	180 W	200 W
Çalışma Voltajı	100-240V AC/50/60Hz	100-240V AC/50/60Hz
Işık Rengi	3000-4000-6500K	3000-4000-6500K
Işık Açısı	130°H / 60°V	130°H / 60°V
Lümen Değeri	20419 / 22104	22212 / 24000
Çalışma Sıcaklığı	-30 / +55°C	-30 / +55°C
Ömür	>60.000 Saat	>60.000 Saat
Koruma sınıfı	IP66 Dış Ortam	IP66 Dış Ortam
Armatürün Ağırlığı Kg	13,5 kg	13,5 kg



Fıclıl



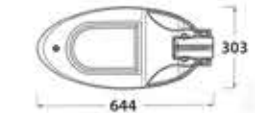
Gümüş gri



Yeşil



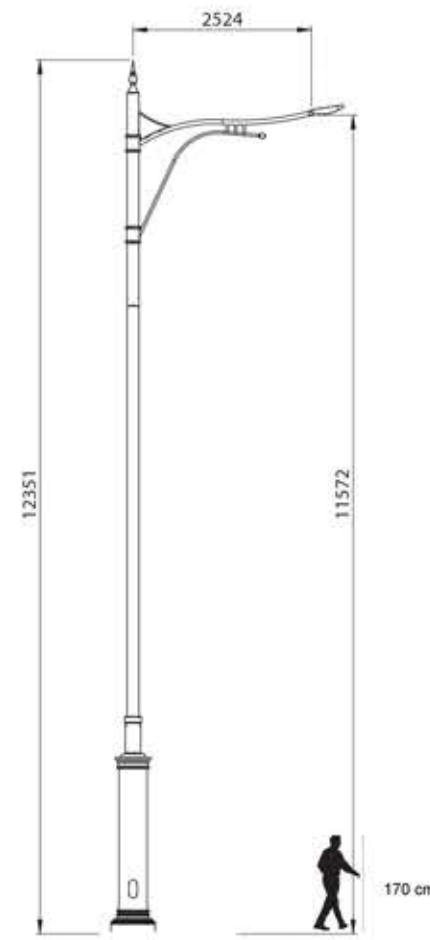
Koyu mavi



644

303





ÖZELLİKLERİ

Armatür	Alüminyum Enjeksiyon
Gövde	2 Kademeli, Çelik Borular
Boya	Electrostatik Toz boya
Koruma	IP 66

SPECIFICATIONS

Luminaire	Aluminium injection
Main Body	2 Echelons, Steel Poles
Coating	Electrostatic Powder Coating
Protection	IP 66

Model No	180W	200W
Led Sayısı	96 NICHIA/CREE	96 NICHIA/CREE
Güç Tüketimi	180 W	200 W
Çalışma Voltajı	100-240V AC/50/60Hz	100-240V AC/50/60Hz
Işık Rengi	3000-4000-6500K	3000-4000-6500K
Işık Açısı	130°H / 60°V	130°H / 60°V
Lümen Değeri	20419 / 22104	22212 / 24000
Çalışma Sıcaklığı	-30 / +55°C	-30 / +55°C
Ömrü	>60.000 Saat	>60.000 Saat
Koruma sınıfı	IP66 Dış Ortam	IP66 Dış Ortam
Armatürün Ağırlığı Kg	13,5 kg	13,5 kg



Fıçıl



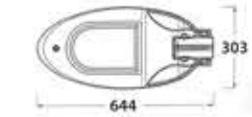
Gümüş gri



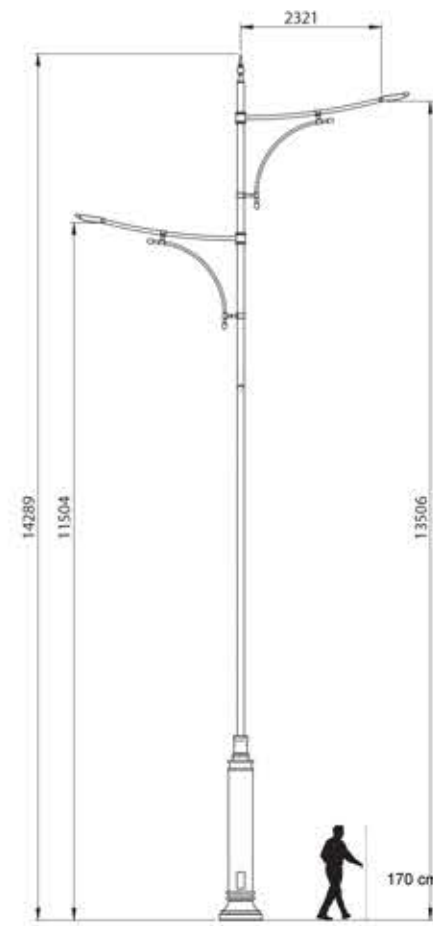
Yeşil



Koyu mavi



TL 294



ÖZELLİKLERİ

Armatür	Alüminyum Enjeksiyon
Gövde	2 Kademeli, Çelik Borular
Boya	Electrostatik Toz boya
Koruma	IP 66

SPECIFICATIONS

Luminaire	Aluminium injection
Main Body	2 Echelons, Steel Poles
Coating	Electrostatic Powder Coating
Protection	IP 66

Model No	180W	200W
Led Sayısı	96 NICHIA/CREE	96 NICHIA/CREE
Güç Tüketimi	180 W	200 W
Çalışma Voltajı	100-240V AC/50/60Hz	100-240V AC/50/60Hz
Işık Rengi	3000-4000-6500K	3000-4000-6500K
Işık Açısı	130°H / 60°V	130°H / 60°V
Lümen Değeri	20419 / 22104	22212 / 24000
Çalışma Sıcaklığı	-30 / +55°C	-30 / +55°C
Ömrü	>60.000 Saat	>60.000 Saat
Koruma sınıfı	IP66 Dış Ortam	IP66 Dış Ortam
Armatürün Ağırlığı Kg	13,5 kg	13,5 kg



Fıçıklı



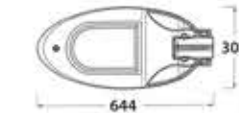
Gümüş gri



Yeşil

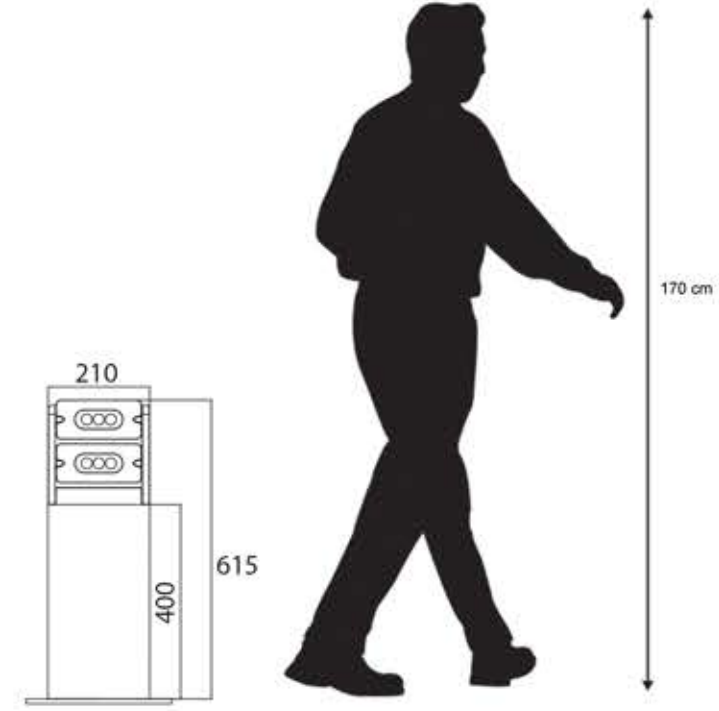


Koyu mavi



644

303

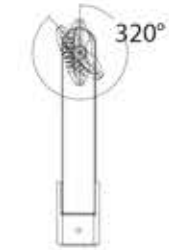


ÖZELLİKLERİ

Armatür	Aluminyum Döküm
Gövde	Aluminyum Profil
Boya	Elektrostatik Toz Boya
Koruma	IP 65

SPECIFICATIONS

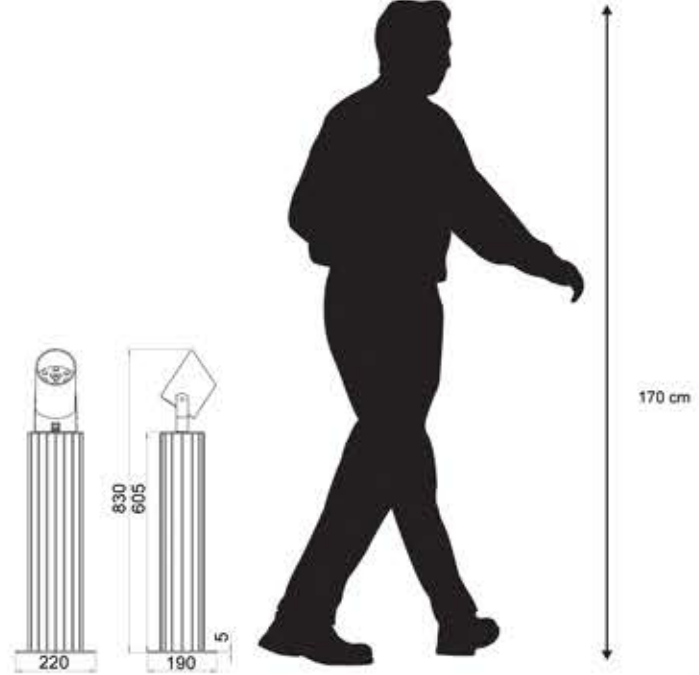
Luminaire	Aluminum Die Cast
Main Body	Aluminum Profile
Coating	Electrostatic Powder Coating
Protection	IP 65



POWER LED



TL 300



ÖZELLİKLERİ

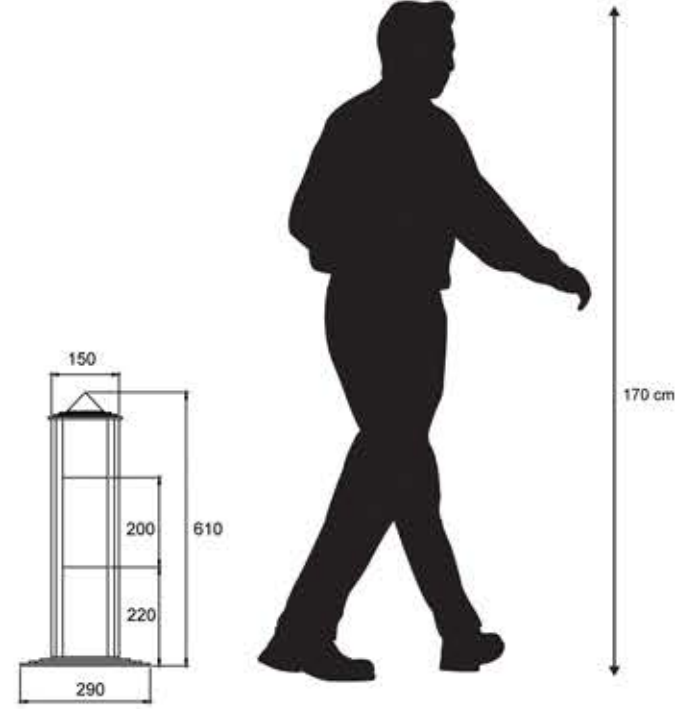
Armatür	Aluminyum Döküm
Gövde	Aluminyum Profil
Boya	Electrostatik Toz Boya
Koruma	IP 65

SPECIFICATIONS

Luminaire	Aluminum Die Cast
Main Body	Aluminum Profile
Coating	Electrostatic Powder Coating
Protection	IP 65

POWER LED





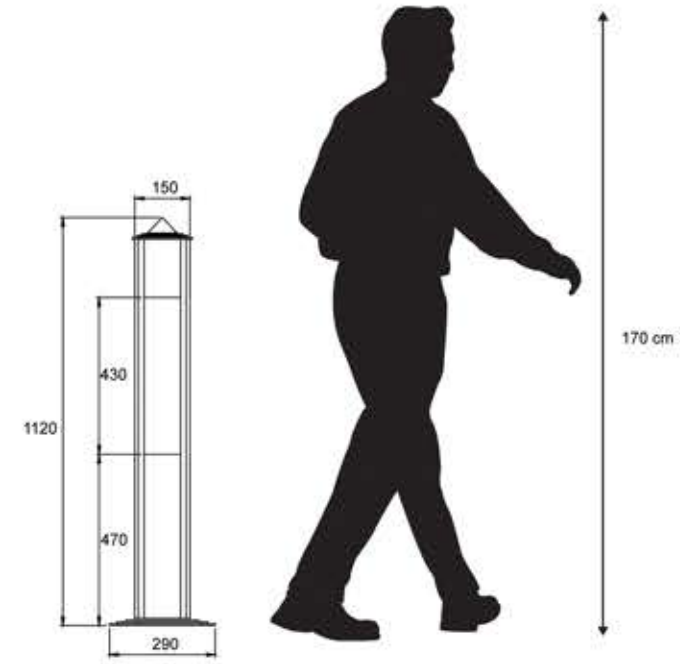
ÖZELLİKLERİ

Armatür	PMMA
Gövde	Alüminyum Profil, Alüminum Döküm
Boya	Elektrostatik Toz Boya
Koruma	IP 65

SPECIFICATIONS

Luminaire	PMMA
Main Body	Aluminum Profile, Aluminum Die Cast
Coating	Electrostatic Powder Coating
Protection	IP 65





ÖZELLİKLERİ

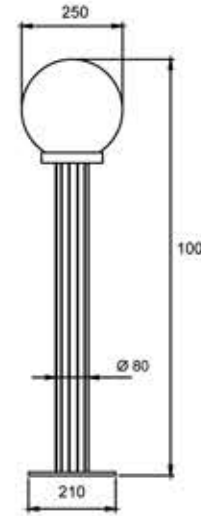
Armatür	PMMA
Gövde	Alüminyum Profil, Alüminyum Döküm
Boya	Elektrostatik Toz Boya
Koruma	IP 65

SPECIFICATIONS

Luminaire	PMMA
Main Body	Aluminum Profile, Aluminum Die Cast
Coating	Electrostatic Powder Coating
Protection	IP 65



TL 303



ÖZELLİKLERİ

Armatür	Ø 250 mm / PMMA / PC
Gövde	Alüminyum Profil
Boya	Elektrostatik Toz Boya
Koruma	IP 65

SPECIFICATIONS

Luminaire	Ø 250 mm / PMMA / PC
Main Body	Aluminum Profile
Coating	Electrostatic Powder Coating
Protection	IP 65

